




Agricultural Science Center at Clovis  
College of Agricultural, Consumer and Environmental Sciences

**New Mexico State University  
Agricultural Science Center at Clovis, NM  
Wind Monitoring Project**

**MONTHLY WIND PERFORMANCE REPORT  
June 2012**



**Site Location:** Clovis, New Mexico  
**Latitude:** 34.606075 ° N  
**Longitude:** -103.301602 ° W  
**Altitude:** 1363 meters



**New Mexico State University  
Agricultural Science Center at Clovis**

**Wind Monitoring Project  
Monthly Performance Report  
June 2012**

**Prepared for:**

New Mexico State University Agricultural Science Center at Clovis  
2346 State Road 288  
Clovis, NM 88101-9998

**Bryan Niece**

email: [bryanasc@nmsu.edu](mailto:bryanasc@nmsu.edu)  
(575) 985-2292

***Prepared by:***

Bryan Niece  
Senior Research Assistant  
New Mexico State University  
Agricultural Science Center at Clovis  
2346 State Road 288  
Clovis, NM 88101-9998

**TABLE OF CONTENTS**  
**Wind Monitoring Report**  
**50 Meter Tower**

|   | <b>Page</b> |
|---|-------------|
| <b>Executive Summary</b>                      | <b>1</b>    |
| <b>Wind Monitoring Method Description</b>     | <b>2</b>    |
| <b>Summary Report</b>                         | <b>3</b>    |
| <b>Monitoring at 50 meters</b>                |             |
| Frequency Distribution 1 (50m)                | <b>4</b>    |
| Wind Speed 1 – 50m Hourly Average Graph 1     | <b>5</b>    |
| Wind Speed 1 – 50m Hourly Average Table 1     | <b>6</b>    |
| Frequency Distribution 2 (50m)                | <b>7</b>    |
| Wind Speed 2 – 50m Hourly Average Graph 2     | <b>8</b>    |
| Wind Speed 2 – 50m Hourly Average Table 2     | <b>9</b>    |
| Wind Direction Rose Graph (50m)               | <b>10</b>   |
| <b>Monitoring at 40 meters</b>                |             |
| Frequency Distribution 3 (40m)                | <b>11</b>   |
| Wind Speed – 40m Hourly Average Graph 3       | <b>12</b>   |
| Wind Speed – 40m Hourly Average Table 3       | <b>13</b>   |
| Wind Direction Rose Graph (40m)               | <b>14</b>   |
| <b>Monitoring at 30 meters</b>                |             |
| Frequency Distribution 4 (30m)                | <b>15</b>   |
| Wind Speed – 30m Hourly Average Graph 4       | <b>16</b>   |
| Wind Speed – 30m Hourly Average Table 4       | <b>17</b>   |
| <b>Temperature Monitoring</b>                 |             |
| Hourly Average Graph (Ambient Temperature C°) | <b>18</b>   |
| Hourly Average Table (Ambient Temperature C°) | <b>19</b>   |
| <b>Estimated Energy Production</b>            | <b>20</b>   |

## Executive Summary

This report provides the monthly wind performance summary for **June 2012** of the 50m Wind Met-Tower at the New Mexico State University Agricultural Science Center at Clovis. The site is located at the Center's facility area which has flat agricultural landscape that includes grass, crops, and bare soil. The wind met-tower is installed at coordinates 34.606075° N and -103.301602° W at an altitude of 1363 meters.

Wind speed and direction monitoring are conducted at three heights: 50 m, 40 m, and 30 m. The **average wind speed** for the month of **June** at the highest level (50m height) was found to be **7.90 m/s** with **average temperatures** around **25.9° C**, while the predominant **wind direction** was from the **South**.

Based on the average wind speed results, an approximation of energy production is conducted using a GE1.5 MW wind turbine for the sole purpose of estimating how much energy the site would yield if a turbine were to be installed. Any other turbine size and manufacturer could have been selected depending on preference and appropriateness. The **estimated energy production** for the month of **June** was approximately **636,692 kWh**. Power output was approximated based on the manufacturer's turbine power curve at 65 m hub height.

Graphs and figures in this report are for **30-day** periods from **June 1-30, 2012**.

## Wind Monitoring Method description

The NRG Symphonie data logger is an internet ready, ultra-low power microprocessor-controlled data logging system specifically designed for the wind energy industry. The Symphonie logger has a fixed averaging interval of 10 minutes. Each of the 12 channels' averages, standard deviations, minimum and maximum values are calculated from continuous 2 second data samples. Data intervals are calculated every 10 minutes, time stamped with the beginning time of each interval and written to the MultiMedia Card (MMC) at the top of each hour. Symphonie Data Retriever (SDR) software is then used to process raw data files stored on the computer from an MMC.

**Date of receipt of the raw data:**

June 30, 2012

**Dates of the performance of the monitoring:**

June 1-30, 2012

**Test description page(s):**

Description of wind monitoring items: The 50-m met tower has four "1900 NRG #40C Calibrated Anemometers;" at 50, 40, and 30 meters; two "1904 NRG #200P Wind Direction Vane 10K" at 50 and 40 meters, as well as one "1906-NRG #110S Temperature Sensor with Radiation Shield". Data Symphonie NRG Logger.

|         |   |
|---------|---|
| Mnfg:   | NGR Systems   |
| Models: | Anemometers: 1900-NRG #40<br>Wind Direction Vane: 1904-NRG #200P<br>Temperature Sensor: 1906-NRG #110S<br>Data logger: Symphonie NRG Logger |

Conditions of the wind monitoring items: ***Working as specified***

Monitoring dates: June 1-30, 2012

Location of Monitoring: The place is an open space of about 2 acres located approximately 200 yards to the south from the Agricultural Science Center at Clovis's main building complex. There are obstacles (buildings, trees, etc) which can affect both, wind speed or wind direction sampling.

Monitoring Plan Description: The Symphonie logger has a fixed averaging interval of 10 minutes. Each of the 12 channels' averages, standard deviations, minimum and maximum values are calculated from continuous 2 second data samples. Data intervals are calculated every 10 minutes, time stamped with the beginning time of each interval and written to the MultiMedia Card (MMC) at the top of each hour.

This wind monitoring report shall not be reproduced except in full, without written approval of New Mexico State University Agricultural Science Center at Clovis

**Site Information:**

Project: wind monitoring

Location: clovis nm

Elevation: 1365 m

**Sensor Information:**

1 wind speed 1 50m, m/  
 2 wind speed 2 50m, m/  
 3 wind speed 3 40m m/s  
 4 windspeed 4 30m, m/s  
 5 No Sensor  
 6 No Sensor

7 #200P Wind Vane  
 8 #200P Wind Vane  
 9 NRG 110S Temp, C  
 10 No Sensor  
 11 No Sensor  
 12 No Sensor

**June 2012****Summary Report**

SITE 0001

NMSU ASC at Clovis

| Channel                   | 1          | 2          | 3          | 4          |  |  | 7      | 8     | 9           |  |  |  |
|---------------------------|------------|------------|------------|------------|--|--|--------|-------|-------------|--|--|--|
| Height                    | 50 m       | 50m        | 40m        | 30 m       |  |  | 50 m   | 40 m  | 3 m         |  |  |  |
| Units                     | m/s        | m/s        | m/s        | m/s        |  |  | deg    | deg   | C           |  |  |  |
| Intervals with Valid Data | 4320       | 4320       | 4320       | 4320       |  |  | 4320   | 4320  | 4320        |  |  |  |
| Average Filtered Data     | 7.87       | 7.87       | 7.53       | 7.22       |  |  | 172.58 | 172.9 | 25.86       |  |  |  |
| Average for All Data      | 7.87       | 7.87       | 7.53       | 7.22       |  |  | 172.58 | 172.9 | 25.86       |  |  |  |
| Min Interval Average      | 0.4        | 0.4        | 0.4        | 0.4        |  |  |        |       | 13.7        |  |  |  |
| Date of Min Interval      | 6/4/2012   | 6/4/2012   | 6/4/2012   | 6/30/2012  |  |  |        |       | 6/12/2012   |  |  |  |
| Time of Min Interval      | 1:10:00 AM | 1:10:00 AM | 1:10:00 AM | 4:30:00 AM |  |  |        |       | 11:20:00 PM |  |  |  |
| Max Interval Average      | 18.6       | 18.4       | 17.7       | 17         |  |  |        |       | 40.4        |  |  |  |
| Date of Max Interval      | 6/15/2012  | 6/4/2012   | 6/15/2012  | 6/4/2012   |  |  |        |       | 6/27/2012   |  |  |  |
| Time of Max Interval      | 5:10:00 PM | 4:00:00 PM | 5:10:00 PM | 4:00:00 PM |  |  |        |       | 12:10:00 PM |  |  |  |
| Average Interval SD       | 0.92       | 0.93       | 0.94       | 0.93       |  |  | 8.41   | 8.9   | 0.07        |  |  |  |
| Min Sample                | 0.4        | 0.4        | 0.4        | 0.4        |  |  |        |       | 13.7        |  |  |  |
| Date of Min Sample        | 6/3/2012   | 6/3/2012   | 6/2/2012   | 6/2/2012   |  |  |        |       | 6/12/2012   |  |  |  |
| Time of Min Sample        | 2:50:00 AM | 2:50:00 AM | 3:20:00 PM | 5:30:00 PM |  |  |        |       | 11:00:00 PM |  |  |  |
| Max Sample                | 26.9       | 27.2       | 27.2       | 26.9       |  |  |        |       | 40.6        |  |  |  |
| Date of Max Sample        | 6/12/2012  | 6/12/2012  | 6/12/2012  | 6/12/2012  |  |  |        |       | 6/18/2012   |  |  |  |
| Time of Max Sample        | 9:00:00 PM | 9:00:00 PM | 9:00:00 PM | 9:00:00 PM |  |  |        |       | 1:00:00 PM  |  |  |  |
| Average Interval TI       | 0.14       | 0.13       | 0.14       | 0.14       |  |  |        |       |             |  |  |  |
| Wind Speed Direction      |            |            |            |            |  |  | S      | S     |             |  |  |  |

**Site Information:**

Project: wind monitoring  
Location: clovis nm  
Elevation: 1365 m

**Sensor on channel 1:**

wind speed 1 50m, m/  
Height: 50 m  
Serial #: 51179

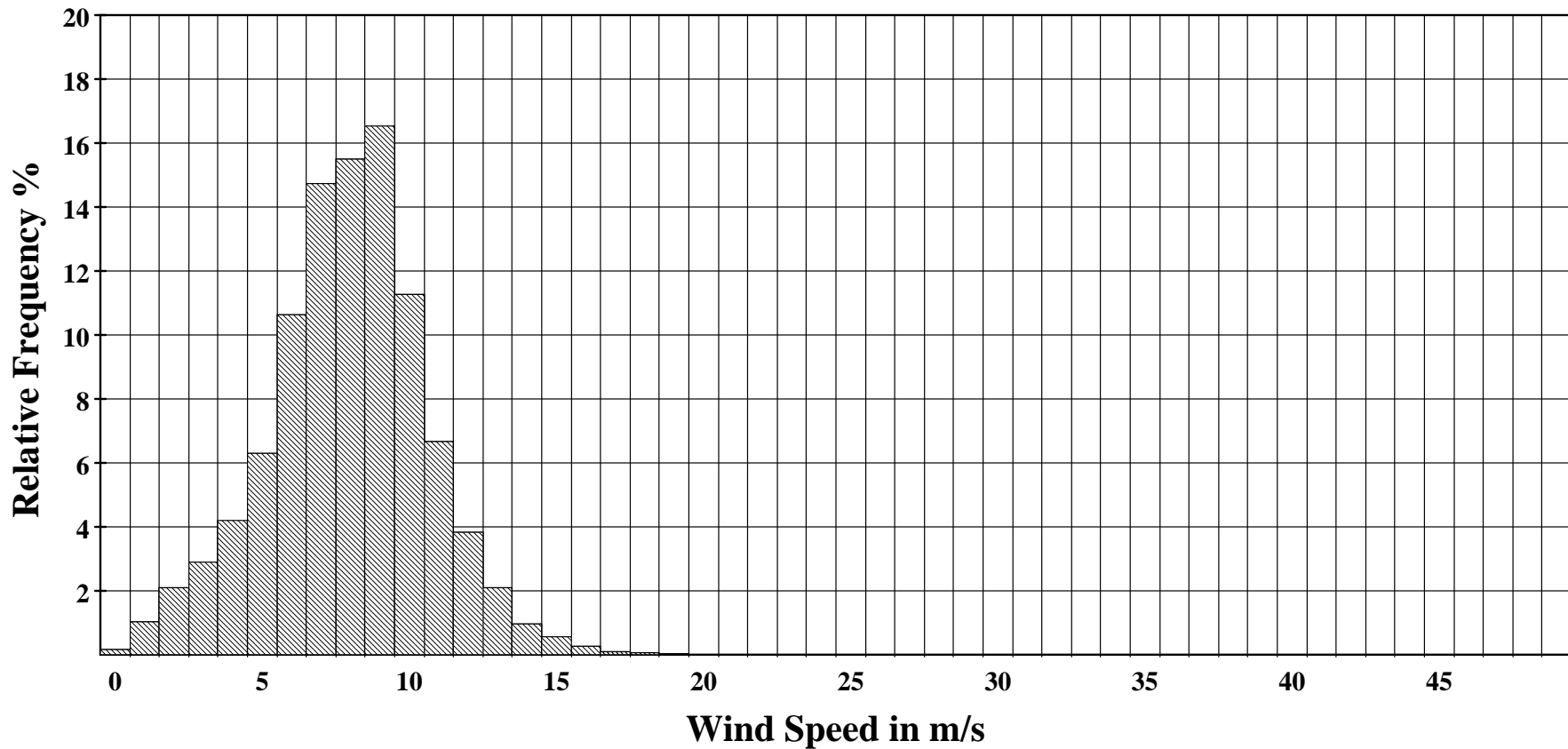
**June 2012**

**Frequency Distribution Ch 1**

SITE 0001

NMSU ASC at Clovis

**Frequency Distribution**



**Site Information:**

Project: wind monitoring  
Location: clovis nm  
Elevation: 1365 m

**Sensor on channel 1:**

wind speed 1 50m, m/  
Height: 50 m  
Serial #: 51179

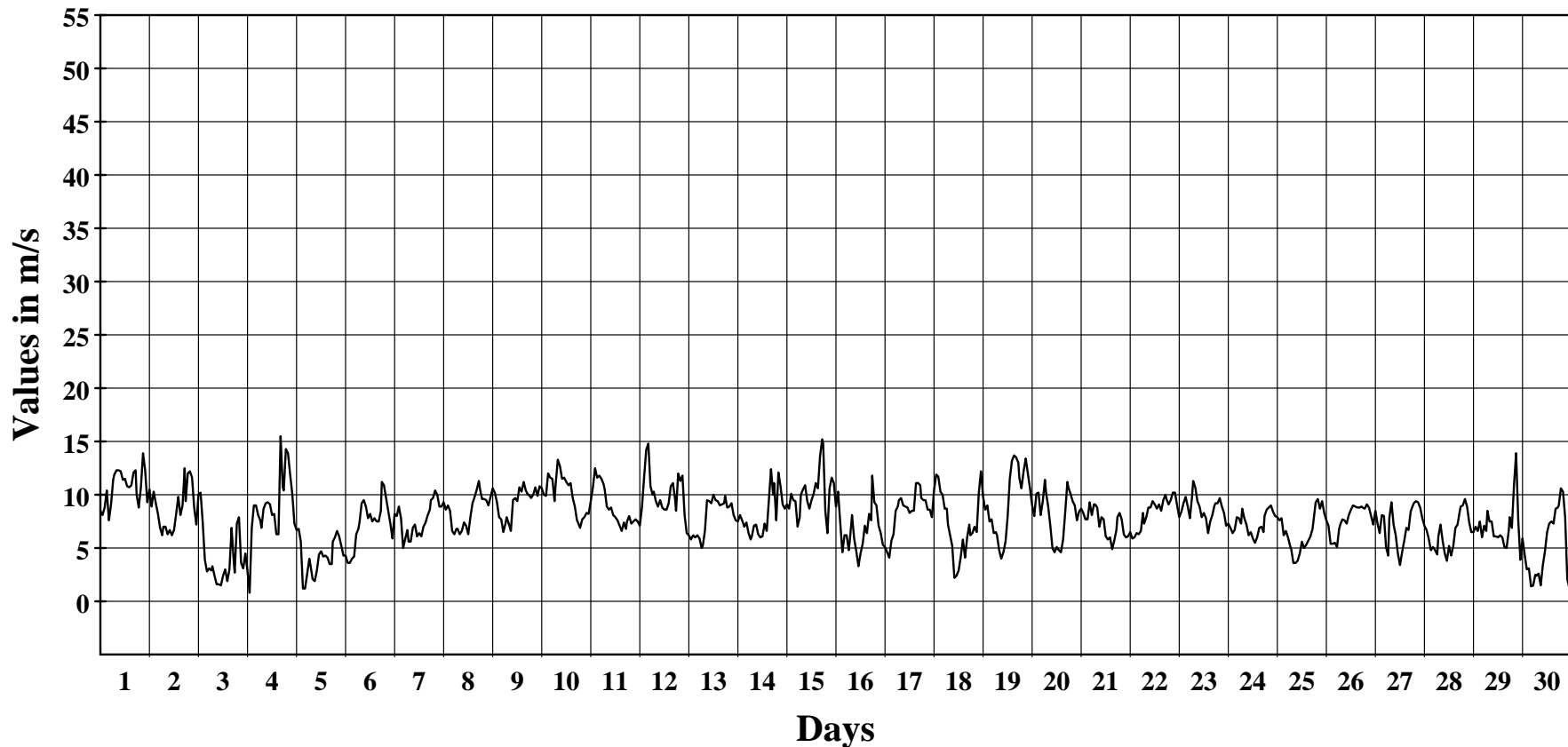
**June 2012**

**Hourly Averages Graph Ch 1**

SITE 0001

NMSU ASC at Clovis

**Average Hourly Values**



**Average Value: 7.9**



**Site Information:**

Project: wind monitoring

Location: clovis nm

Elevation: 1365 m

**Sensor on channel 1:**

wind speed 1 50m, m/

Height: 50 m Units: m/s

Serial #: 51179

**June 2012****Hourly Averages Table Ch 1**

SITE 0001

NMSU ASC at Clovis

| Day | Hour |      |      |      |      |      |      |      |      |      |      |      |      |      |      |      |      |      |      |      |      |      |      | AVG  |      |
|-----|------|------|------|------|------|------|------|------|------|------|------|------|------|------|------|------|------|------|------|------|------|------|------|------|------|
|     | 0    | 1    | 2    | 3    | 4    | 5    | 6    | 7    | 8    | 9    | 10   | 11   | 12   | 13   | 14   | 15   | 16   | 17   | 18   | 19   | 20   | 21   | 22   |      | 23   |
| 1   | 8.5  | 8.1  | 8.8  | 10.4 | 7.6  | 9.1  | 11.4 | 11.9 | 12.3 | 12.3 | 12.2 | 11.4 | 11.5 | 10.8 | 10.7 | 10.9 | 12.1 | 12.3 | 10.0 | 8.8  | 10.7 | 13.9 | 12.3 | 9.3  | 10.7 |
| 2   | 10.5 | 8.9  | 10.3 | 9.3  | 8.2  | 6.9  | 6.2  | 7.0  | 7.0  | 6.3  | 6.7  | 6.2  | 6.7  | 8.2  | 9.8  | 8.1  | 9.0  | 12.5 | 9.4  | 12.0 | 12.2 | 11.6 | 8.8  | 7.2  | 8.7  |
| 3   | 10.0 | 10.2 | 7.4  | 3.9  | 2.8  | 3.1  | 2.9  | 3.3  | 2.4  | 1.6  | 1.6  | 1.5  | 2.4  | 3.0  | 1.9  | 3.0  | 6.9  | 3.8  | 2.7  | 7.3  | 7.9  | 3.6  | 3.1  | 4.5  | 4.2  |
| 4   | 2.8  | 0.8  | 6.9  | 9.0  | 9.0  | 8.1  | 7.6  | 6.9  | 8.7  | 9.2  | 9.3  | 9.1  | 8.1  | 8.2  | 6.3  | 6.3  | 15.5 | 10.7 | 10.4 | 14.3 | 13.9 | 11.9 | 10.1 | 7.3  | 8.8  |
| 5   | 6.7  | 6.8  | 5.6  | 1.2  | 1.2  | 2.6  | 4.0  | 3.4  | 2.1  | 1.9  | 2.9  | 4.4  | 4.7  | 4.2  | 4.3  | 4.1  | 3.5  | 3.5  | 5.6  | 6.0  | 6.6  | 6.1  | 5.2  | 4.3  | 4.2  |
| 6   | 4.3  | 3.6  | 3.6  | 4.0  | 4.3  | 6.3  | 6.8  | 7.4  | 9.2  | 9.5  | 8.9  | 7.8  | 8.2  | 7.5  | 7.8  | 7.5  | 7.5  | 8.5  | 11.2 | 10.9 | 9.7  | 8.5  | 7.3  | 5.9  | 7.3  |
| 7   | 8.2  | 8.0  | 8.9  | 7.8  | 5.0  | 5.9  | 6.7  | 5.6  | 5.6  | 6.9  | 7.2  | 6.1  | 6.4  | 6.1  | 7.0  | 7.4  | 8.1  | 8.6  | 9.5  | 9.7  | 10.4 | 10.0 | 8.9  | 8.9  | 7.6  |
| 8   | 9.3  | 8.6  | 9.0  | 8.5  | 6.6  | 6.3  | 6.8  | 6.8  | 6.3  | 6.6  | 7.4  | 7.1  | 6.3  | 7.9  | 9.2  | 9.8  | 10.5 | 11.3 | 10.6 | 9.6  | 9.6  | 9.5  | 9.0  | 9.8  | 8.4  |
| 9   | 10.6 | 10.2 | 9.3  | 7.9  | 7.7  | 6.5  | 7.3  | 7.9  | 7.3  | 6.6  | 9.5  | 9.7  | 9.4  | 10.7 | 10.3 | 11.2 | 10.4 | 10.0 | 10.0 | 9.7  | 10.0 | 10.7 | 9.9  | 10.8 | 9.3  |
| 10  | 10.6 | 10.0 | 9.9  | 12.0 | 11.6 | 11.5 | 9.4  | 11.0 | 13.3 | 12.7 | 11.5 | 11.6 | 11.2 | 10.9 | 11.1 | 9.7  | 8.9  | 7.6  | 7.4  | 6.9  | 7.7  | 7.9  | 8.3  | 8.2  | 10.0 |
| 11  | 9.4  | 10.7 | 12.5 | 11.6 | 11.8 | 11.5 | 11.0 | 10.5 | 8.9  | 8.6  | 8.8  | 8.1  | 7.9  | 7.6  | 7.1  | 6.6  | 7.4  | 6.8  | 7.5  | 8.0  | 7.3  | 7.5  | 7.7  | 7.5  | 8.8  |
| 12  | 7.1  | 8.8  | 11.6 | 14.2 | 14.8 | 10.8 | 10.0 | 10.3 | 9.4  | 8.9  | 9.5  | 8.8  | 8.6  | 8.6  | 9.2  | 10.8 | 11.1 | 9.6  | 8.5  | 12.0 | 11.3 | 11.8 | 8.1  | 6.4  | 10.0 |
| 13  | 6.2  | 5.8  | 6.2  | 6.0  | 6.2  | 5.9  | 5.0  | 5.2  | 6.6  | 9.5  | 9.4  | 9.2  | 10.0 | 9.5  | 9.4  | 9.0  | 9.1  | 9.2  | 9.9  | 8.8  | 8.9  | 9.2  | 8.1  | 7.6  | 7.9  |
| 14  | 7.5  | 8.1  | 7.6  | 7.0  | 7.4  | 6.4  | 5.8  | 6.1  | 7.1  | 7.2  | 6.3  | 6.0  | 6.1  | 7.3  | 6.6  | 9.5  | 12.4 | 10.0 | 11.1 | 7.6  | 12.1 | 10.8 | 9.1  | 8.7  | 8.1  |
| 15  | 9.1  | 8.7  | 10.1 | 9.5  | 9.4  | 7.0  | 7.9  | 10.0 | 10.5 | 10.9 | 9.4  | 8.7  | 9.5  | 10.1 | 11.1 | 10.6 | 13.6 | 15.2 | 14.8 | 8.5  | 6.4  | 10.6 | 11.6 | 11.1 | 10.2 |
| 16  | 8.9  | 10.3 | 7.4  | 4.6  | 6.2  | 6.2  | 4.8  | 5.8  | 8.1  | 5.9  | 4.7  | 3.3  | 4.5  | 5.4  | 7.1  | 6.4  | 8.2  | 7.6  | 11.8 | 9.3  | 9.0  | 7.1  | 6.4  | 5.3  | 6.8  |
| 17  | 5.1  | 4.6  | 4.1  | 5.7  | 6.3  | 8.5  | 8.9  | 9.5  | 9.7  | 9.0  | 8.9  | 8.8  | 8.3  | 8.5  | 8.5  | 11.1 | 11.1 | 10.9 | 9.7  | 9.5  | 9.5  | 8.6  | 8.6  | 7.9  | 8.4  |
| 18  | 10.4 | 11.9 | 11.7 | 10.3 | 10.0 | 8.7  | 8.7  | 7.2  | 6.2  | 5.3  | 2.2  | 2.4  | 2.9  | 4.2  | 5.8  | 4.1  | 6.0  | 7.2  | 6.2  | 6.4  | 7.0  | 6.5  | 10.3 | 12.2 | 7.2  |
| 19  | 9.8  | 8.6  | 9.0  | 7.5  | 7.7  | 6.4  | 6.5  | 6.2  | 4.8  | 4.0  | 4.6  | 5.6  | 8.0  | 11.5 | 13.3 | 13.7 | 13.5 | 13.0 | 11.6 | 10.6 | 12.2 | 13.4 | 12.0 | 10.6 | 9.3  |
| 20  | 9.0  | 8.0  | 10.1 | 10.2 | 8.1  | 9.4  | 11.4 | 10.2 | 8.9  | 7.1  | 5.0  | 4.6  | 5.1  | 4.8  | 4.6  | 5.8  | 8.4  | 11.3 | 10.7 | 10.1 | 9.4  | 9.0  | 7.6  | 8.4  | 8.2  |
| 21  | 8.7  | 8.3  | 7.7  | 7.7  | 9.3  | 8.1  | 9.1  | 9.1  | 8.8  | 7.0  | 7.9  | 7.7  | 6.1  | 5.8  | 6.0  | 4.9  | 5.7  | 6.7  | 7.9  | 8.3  | 7.7  | 6.3  | 6.0  | 6.1  | 7.4  |
| 22  | 6.5  | 5.9  | 6.0  | 6.4  | 6.3  | 6.6  | 8.3  | 7.3  | 7.9  | 8.8  | 8.8  | 9.4  | 9.1  | 8.7  | 9.1  | 8.5  | 9.5  | 10.0 | 9.6  | 9.1  | 9.5  | 10.2 | 10.2 | 9.0  | 8.4  |
| 23  | 7.9  | 8.4  | 9.2  | 9.8  | 8.9  | 7.8  | 9.8  | 11.3 | 10.7 | 9.4  | 8.9  | 7.9  | 8.3  | 7.8  | 6.4  | 7.5  | 8.1  | 9.0  | 9.2  | 9.2  | 9.7  | 8.9  | 8.3  | 7.1  | 8.7  |
| 24  | 7.3  | 6.9  | 6.4  | 6.7  | 7.9  | 7.8  | 7.3  | 8.7  | 7.8  | 7.2  | 6.2  | 6.5  | 5.9  | 5.5  | 6.0  | 6.9  | 7.0  | 6.5  | 8.0  | 8.6  | 8.8  | 9.0  | 8.4  | 8.0  | 7.3  |
| 25  | 7.9  | 7.6  | 7.8  | 6.3  | 6.6  | 6.0  | 5.2  | 4.9  | 3.6  | 3.6  | 3.8  | 4.5  | 5.6  | 5.0  | 5.3  | 5.7  | 6.1  | 6.8  | 7.6  | 9.3  | 9.6  | 8.7  | 9.4  | 8.3  | 6.5  |
| 26  | 7.6  | 7.1  | 5.4  | 5.4  | 5.5  | 5.1  | 6.8  | 7.2  | 7.7  | 7.6  | 7.3  | 8.1  | 8.6  | 9.0  | 8.9  | 8.8  | 8.8  | 8.9  | 8.8  | 8.7  | 9.1  | 8.8  | 8.0  | 7.2  | 7.7  |
| 27  | 8.5  | 7.3  | 6.4  | 8.1  | 8.0  | 5.1  | 4.3  | 7.8  | 9.3  | 7.2  | 6.2  | 4.5  | 3.4  | 4.6  | 5.7  | 6.9  | 6.7  | 8.4  | 8.7  | 9.2  | 9.4  | 9.3  | 8.8  | 7.8  | 7.1  |
| 28  | 7.1  | 6.7  | 5.9  | 4.8  | 5.1  | 4.8  | 4.4  | 6.1  | 7.2  | 5.7  | 4.5  | 3.8  | 5.2  | 4.3  | 5.2  | 6.9  | 7.2  | 8.4  | 8.9  | 9.0  | 9.6  | 8.9  | 7.4  | 6.5  | 6.4  |
| 29  | 6.5  | 7.0  | 6.6  | 7.5  | 6.0  | 7.1  | 6.6  | 8.5  | 7.5  | 7.5  | 6.1  | 6.1  | 6.0  | 6.2  | 6.0  | 5.1  | 5.0  | 6.6  | 7.9  | 6.9  | 10.9 | 13.9 | 7.6  | 3.9  | 7.0  |
| 30  | 5.9  | 4.4  | 3.0  | 3.1  | 1.4  | 1.5  | 2.5  | 2.4  | 2.6  | 1.5  | 3.4  | 4.7  | 6.5  | 7.3  | 7.5  | 7.3  | 8.7  | 8.8  | 9.0  | 10.6 | 10.3 | 7.9  | 2.1  | 1.2  | 5.2  |
| AVG | 7.9  | 7.7  | 7.8  | 7.6  | 7.2  | 6.9  | 7.1  | 7.5  | 7.6  | 7.2  | 7.0  | 6.8  | 7.0  | 7.3  | 7.6  | 7.8  | 8.9  | 9.0  | 9.1  | 9.2  | 9.6  | 9.3  | 8.3  | 7.6  | 7.9  |

**Site Information:**

Project: wind monitoring  
Location: clovis nm  
Elevation: 1365 m

**Sensor on channel 2:**

wind speed 2 50m, m/  
Height: 50m  
Serial #: 51163

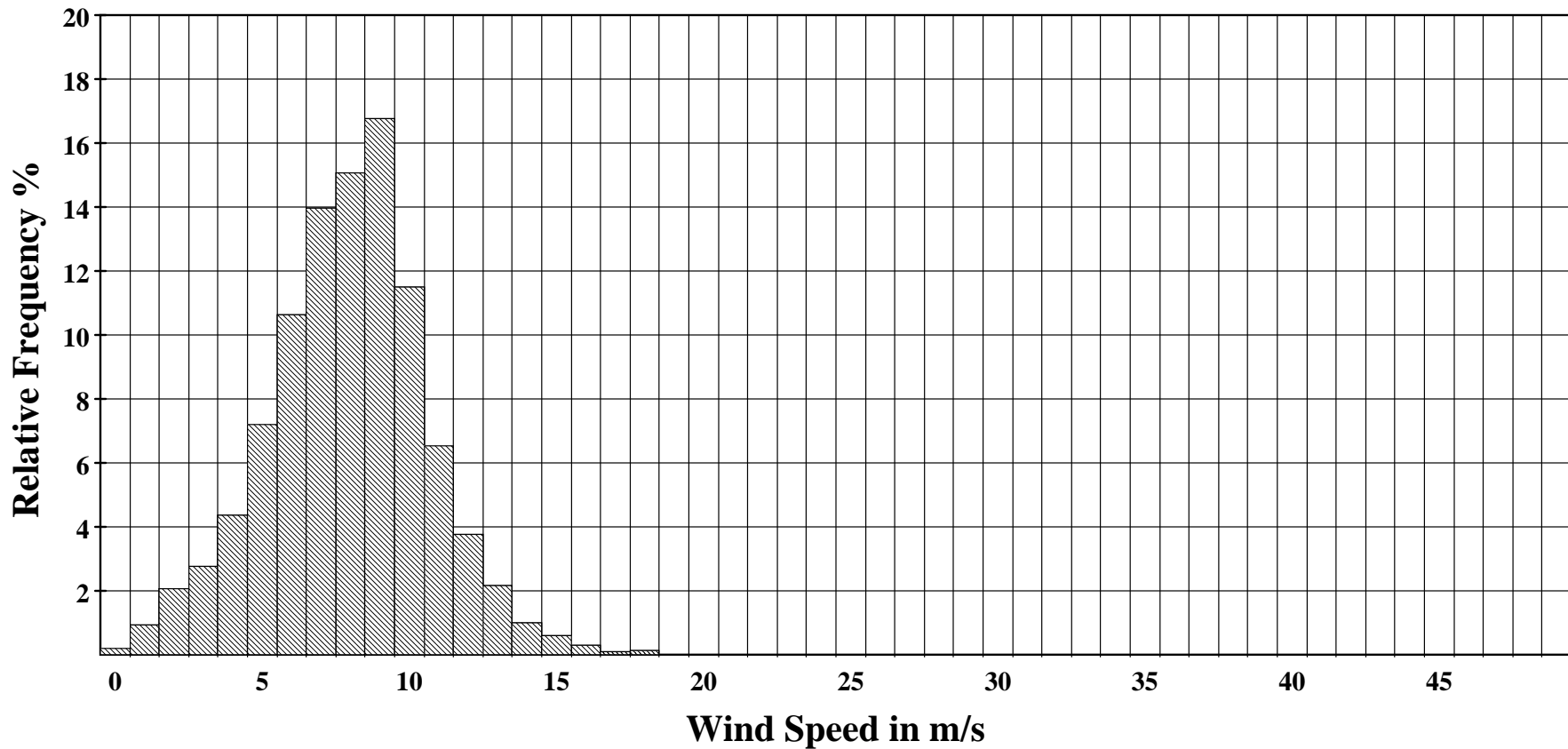
**June 2012**

**Frequency Distribution Ch 2**

SITE 0001

NMSU ASC at Clovis

**Frequency Distribution**



**Site Information:**

Project: wind monitoring  
Location: clovis nm  
Elevation: 1365 m

**Sensor on channel 2:**

wind speed 2 50m, m/  
Height: 50m  
Serial #: 51163

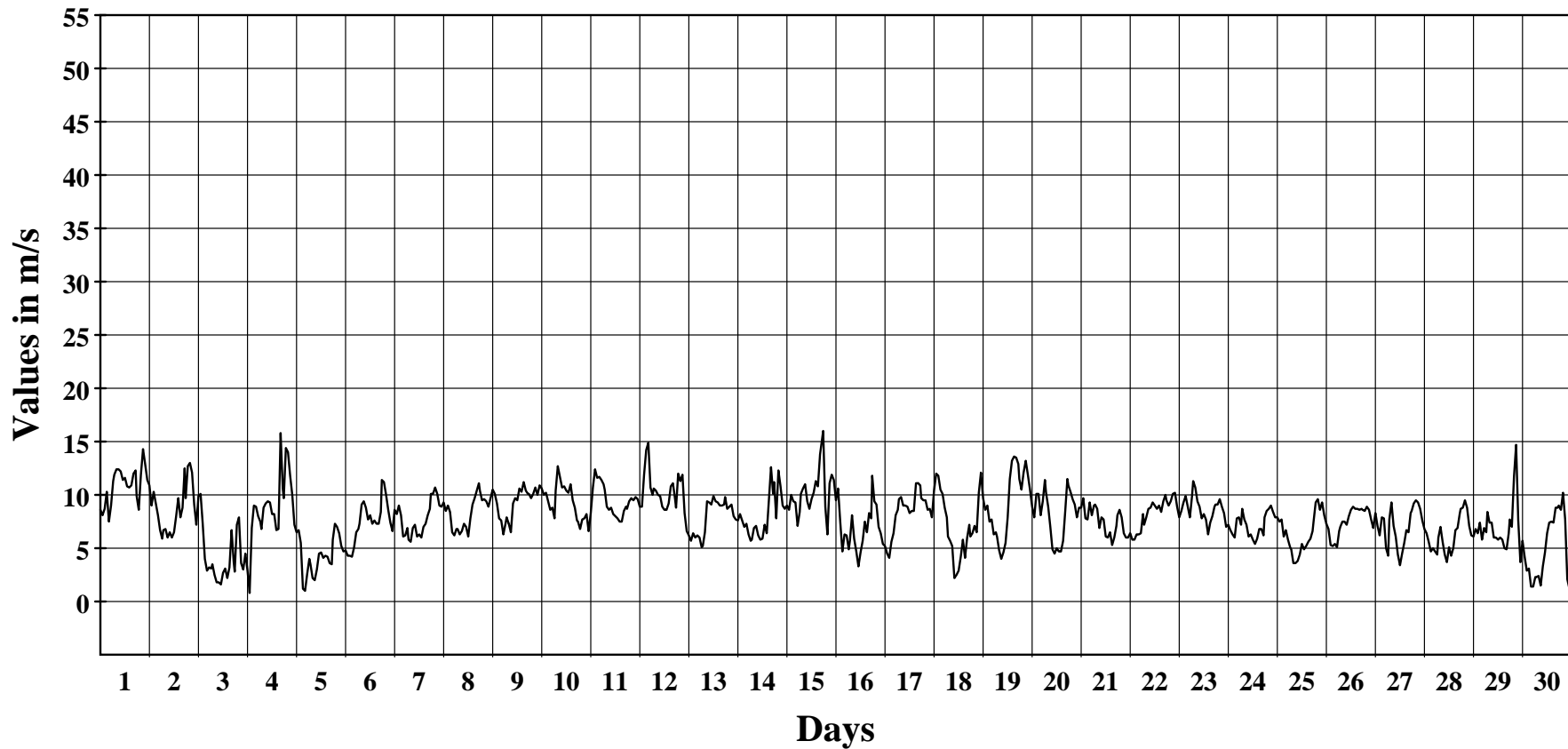
**June 2012**

**Hourly Averages Graph Ch 2**

SITE 0001

NMSU ASC at Clovis

**Average Hourly Values**



**Average Value: 7.9**

**Site Information:**

Project: wind monitoring  
 Location: clovis nm  
 Elevation: 1365 m

**Sensor on channel 2:**

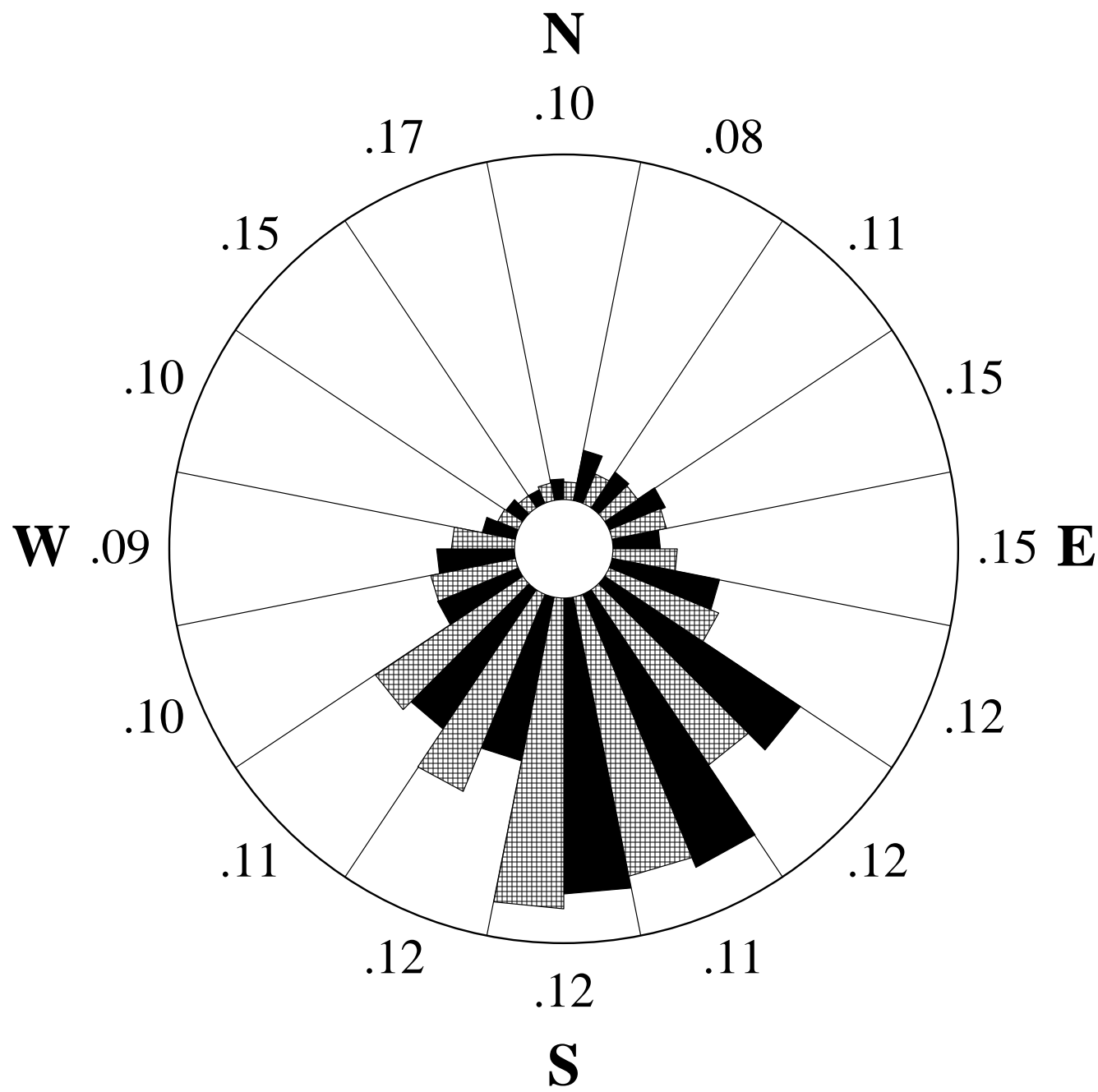
wind speed 2 50m, m/  
 Height: 50m Units: m/s  
 Serial #: 51163

**June 2012****Hourly Averages Table Ch 2**

SITE 0001

NMSU ASC at Clovis

| Day | Hour |      |      |      |      |      |      |      |      |      |      |      |      |      |      |      |      |      |      |      |      |      |      | AVG  |      |
|-----|------|------|------|------|------|------|------|------|------|------|------|------|------|------|------|------|------|------|------|------|------|------|------|------|------|
|     | 0    | 1    | 2    | 3    | 4    | 5    | 6    | 7    | 8    | 9    | 10   | 11   | 12   | 13   | 14   | 15   | 16   | 17   | 18   | 19   | 20   | 21   | 22   |      | 23   |
| 1   | 8.6  | 8.1  | 8.7  | 10.3 | 7.5  | 9.0  | 11.3 | 11.9 | 12.4 | 12.4 | 12.2 | 11.4 | 11.6 | 10.8 | 10.7 | 10.9 | 12.0 | 12.3 | 9.9  | 8.6  | 11.9 | 14.3 | 12.9 | 11.4 | 10.9 |
| 2   | 10.9 | 9.0  | 10.3 | 9.2  | 8.1  | 6.7  | 5.9  | 6.7  | 6.8  | 6.0  | 6.5  | 6.0  | 6.5  | 8.0  | 9.7  | 7.9  | 8.8  | 12.5 | 9.7  | 12.7 | 13.0 | 12.1 | 9.1  | 7.2  | 8.7  |
| 3   | 9.9  | 10.1 | 7.3  | 4.0  | 2.9  | 3.2  | 3.1  | 3.5  | 2.5  | 1.8  | 1.8  | 1.6  | 2.7  | 3.1  | 2.2  | 3.2  | 6.7  | 3.7  | 2.8  | 7.2  | 7.9  | 3.6  | 3.0  | 4.5  | 4.3  |
| 4   | 2.9  | 0.8  | 6.9  | 9.0  | 8.9  | 8.0  | 7.5  | 6.8  | 8.8  | 9.2  | 9.4  | 9.3  | 8.2  | 8.3  | 6.7  | 6.8  | 15.8 | 10.6 | 9.7  | 14.4 | 14.0 | 11.8 | 10.0 | 7.2  | 8.8  |
| 5   | 6.5  | 6.7  | 5.5  | 1.2  | 1.0  | 2.6  | 4.0  | 3.5  | 2.2  | 2.0  | 3.0  | 4.5  | 4.6  | 4.1  | 4.3  | 4.2  | 3.6  | 3.5  | 5.8  | 7.3  | 7.0  | 6.4  | 5.2  | 4.7  | 4.3  |
| 6   | 4.8  | 4.3  | 4.3  | 4.2  | 5.1  | 6.5  | 6.8  | 7.3  | 9.1  | 9.4  | 8.8  | 7.7  | 8.1  | 7.3  | 7.6  | 7.3  | 8.4  | 11.4 | 11.2 | 10.0 | 8.6  | 7.4  | 6.6  | 7.5  | 7.5  |
| 7   | 8.6  | 8.2  | 9.0  | 8.1  | 6.1  | 6.2  | 6.9  | 5.8  | 5.6  | 6.9  | 7.2  | 6.1  | 6.3  | 6.0  | 7.0  | 7.3  | 8.1  | 8.7  | 10.1 | 10.1 | 10.7 | 10.1 | 9.0  | 8.9  | 7.8  |
| 8   | 9.3  | 8.5  | 9.0  | 8.4  | 6.5  | 6.2  | 6.8  | 6.8  | 6.3  | 6.6  | 7.3  | 7.0  | 6.1  | 7.8  | 9.1  | 9.7  | 10.4 | 11.1 | 10.4 | 9.5  | 9.6  | 9.4  | 8.9  | 9.7  | 8.4  |
| 9   | 10.5 | 10.1 | 9.2  | 7.8  | 7.6  | 6.3  | 7.3  | 7.9  | 7.3  | 6.5  | 9.2  | 9.7  | 9.5  | 10.6 | 10.3 | 11.2 | 10.4 | 10.1 | 10.1 | 9.7  | 10.1 | 10.7 | 10.0 | 10.9 | 9.3  |
| 10  | 10.6 | 10.0 | 10.2 | 9.4  | 8.6  | 8.8  | 7.8  | 10.4 | 12.7 | 11.7 | 10.7 | 10.8 | 10.4 | 10.2 | 11.0 | 9.5  | 8.8  | 7.6  | 7.5  | 6.8  | 7.7  | 7.8  | 8.2  | 6.6  | 9.3  |
| 11  | 8.3  | 10.7 | 12.4 | 11.6 | 11.7 | 11.4 | 11.0 | 10.5 | 8.9  | 8.6  | 8.8  | 8.3  | 8.0  | 7.8  | 7.5  | 7.5  | 8.5  | 8.9  | 8.7  | 9.4  | 9.7  | 9.5  | 9.8  | 9.6  | 9.5  |
| 12  | 8.9  | 8.9  | 11.9 | 14.2 | 14.9 | 10.7 | 10.0 | 10.6 | 10.4 | 10.0 | 9.9  | 8.9  | 8.6  | 8.6  | 9.2  | 10.8 | 11.1 | 9.6  | 8.8  | 12.0 | 11.3 | 11.9 | 8.3  | 6.6  | 10.3 |
| 13  | 6.2  | 5.7  | 6.4  | 6.0  | 6.2  | 6.0  | 5.1  | 5.2  | 6.5  | 9.4  | 9.3  | 9.1  | 9.9  | 9.4  | 9.3  | 9.0  | 9.0  | 9.1  | 9.8  | 8.7  | 8.9  | 9.1  | 8.0  | 7.7  | 7.9  |
| 14  | 7.6  | 8.2  | 7.6  | 7.0  | 7.3  | 6.3  | 5.7  | 5.8  | 6.9  | 7.1  | 6.2  | 5.8  | 5.9  | 7.2  | 6.4  | 9.5  | 12.6 | 10.1 | 11.3 | 7.8  | 12.3 | 10.8 | 9.0  | 8.7  | 8.0  |
| 15  | 9.0  | 8.6  | 10.0 | 9.4  | 9.3  | 7.1  | 8.4  | 10.1 | 10.6 | 11.0 | 9.4  | 8.7  | 9.6  | 10.2 | 11.3 | 10.8 | 13.8 | 15.3 | 16.0 | 8.9  | 6.3  | 11.1 | 11.9 | 11.4 | 10.3 |
| 16  | 9.5  | 10.6 | 7.5  | 4.7  | 6.3  | 6.3  | 4.9  | 5.7  | 8.1  | 5.9  | 4.7  | 3.3  | 4.6  | 5.7  | 7.5  | 6.5  | 8.3  | 7.8  | 11.8 | 9.4  | 9.1  | 7.0  | 6.4  | 5.4  | 6.9  |
| 17  | 5.2  | 4.5  | 4.1  | 5.6  | 6.4  | 8.1  | 8.6  | 9.6  | 9.8  | 9.0  | 9.0  | 8.9  | 8.3  | 8.5  | 8.5  | 11.1 | 11.1 | 10.9 | 9.7  | 9.5  | 9.5  | 8.6  | 8.7  | 7.9  | 8.4  |
| 18  | 10.4 | 12.0 | 11.8 | 10.5 | 10.1 | 8.8  | 7.9  | 6.1  | 5.7  | 5.2  | 2.2  | 2.5  | 2.9  | 4.2  | 5.8  | 4.1  | 6.0  | 7.2  | 6.1  | 6.4  | 7.1  | 6.5  | 10.2 | 12.1 | 7.1  |
| 19  | 9.7  | 8.6  | 9.0  | 7.5  | 7.7  | 6.3  | 6.5  | 6.1  | 4.8  | 4.0  | 4.6  | 5.5  | 7.9  | 11.5 | 13.2 | 13.6 | 13.5 | 12.9 | 11.5 | 10.5 | 12.1 | 13.3 | 11.9 | 10.5 | 9.3  |
| 20  | 8.9  | 7.9  | 10.1 | 10.1 | 8.1  | 9.4  | 11.4 | 10.2 | 8.9  | 7.0  | 4.9  | 4.5  | 5.0  | 4.7  | 4.7  | 5.7  | 8.5  | 11.5 | 10.9 | 10.3 | 9.6  | 9.1  | 7.9  | 8.8  | 8.3  |
| 21  | 8.8  | 9.7  | 7.8  | 7.7  | 9.3  | 8.1  | 9.0  | 9.1  | 8.7  | 6.9  | 7.9  | 7.7  | 6.1  | 6.0  | 6.5  | 5.3  | 6.0  | 7.1  | 8.1  | 8.6  | 7.9  | 6.4  | 6.0  | 6.0  | 7.5  |
| 22  | 6.4  | 5.8  | 5.8  | 6.3  | 6.3  | 6.4  | 8.2  | 7.3  | 7.9  | 8.7  | 8.8  | 9.3  | 9.0  | 8.7  | 9.0  | 8.4  | 9.4  | 10.0 | 9.5  | 9.0  | 9.4  | 10.1 | 10.2 | 8.9  | 8.3  |
| 23  | 7.9  | 8.5  | 9.3  | 9.9  | 8.9  | 7.9  | 9.9  | 11.3 | 10.7 | 9.4  | 8.9  | 7.8  | 8.2  | 7.7  | 6.3  | 7.4  | 8.0  | 8.9  | 9.1  | 9.1  | 9.6  | 8.9  | 8.3  | 7.0  | 8.7  |
| 24  | 7.2  | 6.7  | 6.3  | 6.0  | 7.8  | 7.9  | 7.2  | 8.7  | 7.7  | 7.2  | 6.1  | 6.3  | 5.8  | 5.4  | 5.9  | 6.8  | 6.8  | 6.2  | 7.9  | 8.5  | 8.7  | 9.0  | 8.4  | 7.9  | 7.2  |
| 25  | 7.9  | 7.5  | 7.7  | 6.1  | 6.7  | 5.8  | 5.1  | 4.9  | 3.6  | 3.6  | 3.8  | 4.4  | 5.4  | 4.9  | 5.2  | 5.6  | 5.9  | 6.6  | 7.5  | 9.3  | 9.6  | 8.6  | 9.3  | 8.1  | 6.4  |
| 26  | 7.3  | 6.8  | 5.3  | 5.2  | 5.4  | 5.1  | 6.6  | 7.0  | 7.5  | 7.5  | 7.2  | 8.0  | 8.6  | 8.9  | 8.7  | 8.7  | 8.6  | 8.7  | 8.6  | 8.5  | 8.9  | 8.6  | 7.7  | 6.9  | 7.5  |
| 27  | 8.3  | 7.1  | 6.2  | 7.9  | 7.8  | 5.0  | 4.3  | 7.7  | 9.3  | 7.1  | 6.1  | 4.4  | 3.4  | 4.5  | 5.5  | 6.7  | 6.5  | 8.3  | 8.5  | 9.2  | 9.5  | 9.3  | 8.7  | 7.6  | 7.0  |
| 28  | 6.8  | 6.4  | 5.6  | 4.7  | 5.0  | 4.7  | 4.4  | 6.0  | 7.0  | 5.6  | 4.4  | 3.7  | 5.1  | 4.3  | 5.0  | 6.7  | 6.9  | 8.2  | 8.7  | 8.8  | 9.5  | 8.8  | 7.1  | 6.2  | 6.2  |
| 29  | 6.1  | 6.8  | 6.4  | 7.4  | 5.8  | 6.9  | 6.5  | 8.4  | 7.4  | 7.4  | 6.0  | 6.0  | 5.8  | 6.0  | 5.8  | 5.0  | 4.9  | 6.4  | 7.7  | 7.0  | 11.7 | 14.7 | 7.6  | 3.7  | 7.0  |
| 30  | 5.7  | 4.3  | 2.9  | 3.1  | 1.4  | 1.4  | 2.3  | 2.3  | 2.4  | 1.5  | 3.3  | 4.6  | 6.4  | 7.4  | 7.5  | 7.4  | 8.8  | 8.8  | 9.0  | 8.6  | 10.2 | 7.7  | 2.1  | 1.2  | 5.0  |
| AVG | 8.0  | 7.7  | 7.8  | 7.4  | 7.2  | 6.8  | 7.0  | 7.4  | 7.5  | 7.2  | 6.9  | 6.7  | 7.0  | 7.3  | 7.6  | 7.8  | 8.9  | 9.0  | 9.2  | 9.2  | 9.8  | 9.5  | 8.4  | 7.7  | 7.9  |



**June 2012**

**Wind Rose Ch 1, 7**

SITE 0001

NMSU ASC at Clovis

**Site Information:**

Project: wind monitoring

Location: clovis nm

Elevation: 1365 m

**Anemometer on channel 1:**

wind speed 1 50m, m/

Height: 50 m

Serial #: 51179

**Vane on channel 7:**

#200P Wind Vane

Height: 50 m

Serial #:

Outer Numbers are Average TIs for speeds greater than 4.5 m/s

Inner Circle = 0%

Outer Circle = 20%

■ Percent of Total Wind Energy

▨ Percent of Total Time

**Site Information:**

Project: wind monitoring  
Location: clovis nm  
Elevation: 1365 m

**Sensor on channel 3:**

wind speed 3 40m m/s  
Height: 40m  
Serial #: 51187

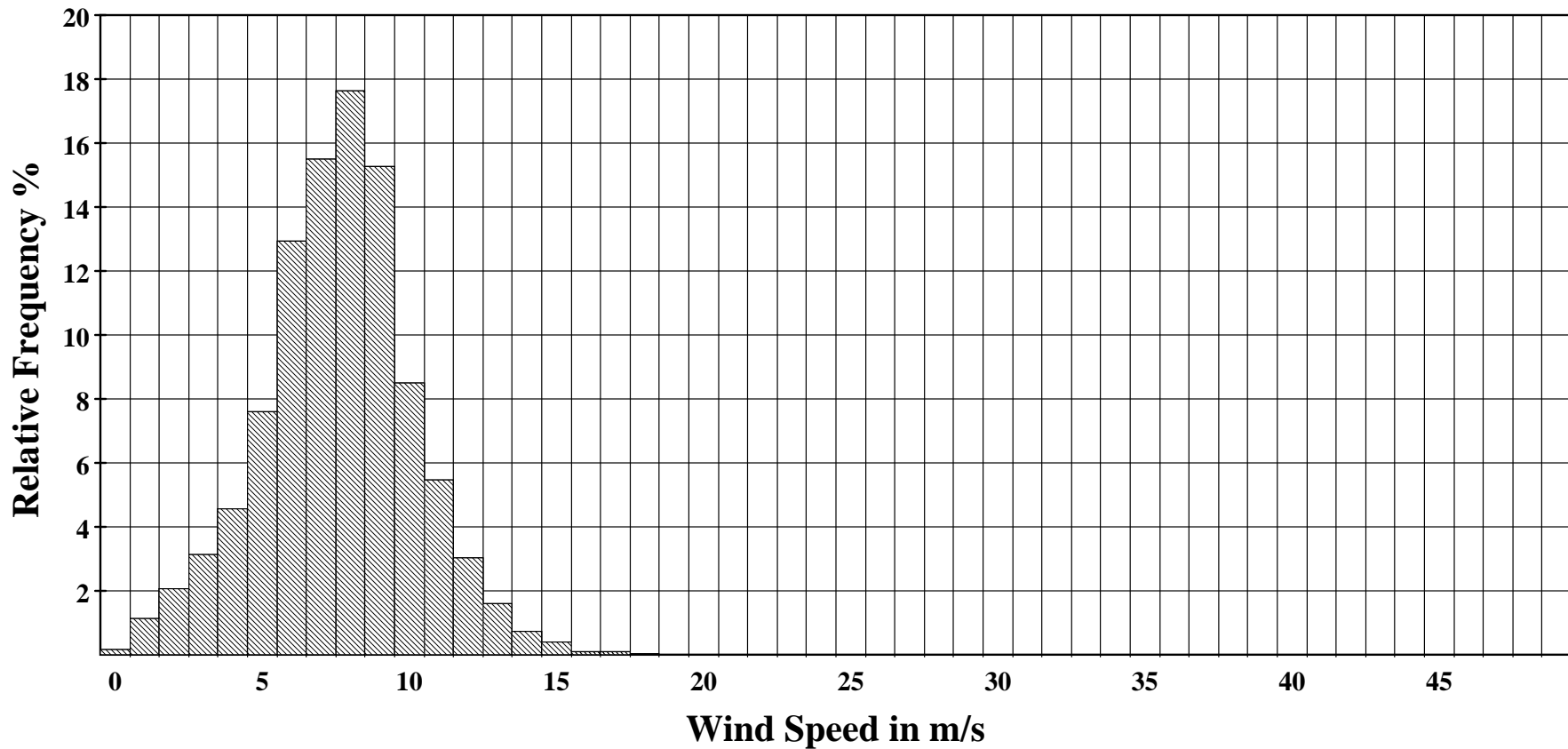
**June 2012**

**Frequency Distribution Ch 3**

SITE 0001

NMSU ASC at Clovis

**Frequency Distribution**



**Site Information:**

Project: wind monitoring  
Location: clovis nm  
Elevation: 1365 m

**Sensor on channel 3:**

wind speed 3 40m m/s  
Height: 40m  
Serial #: 51187

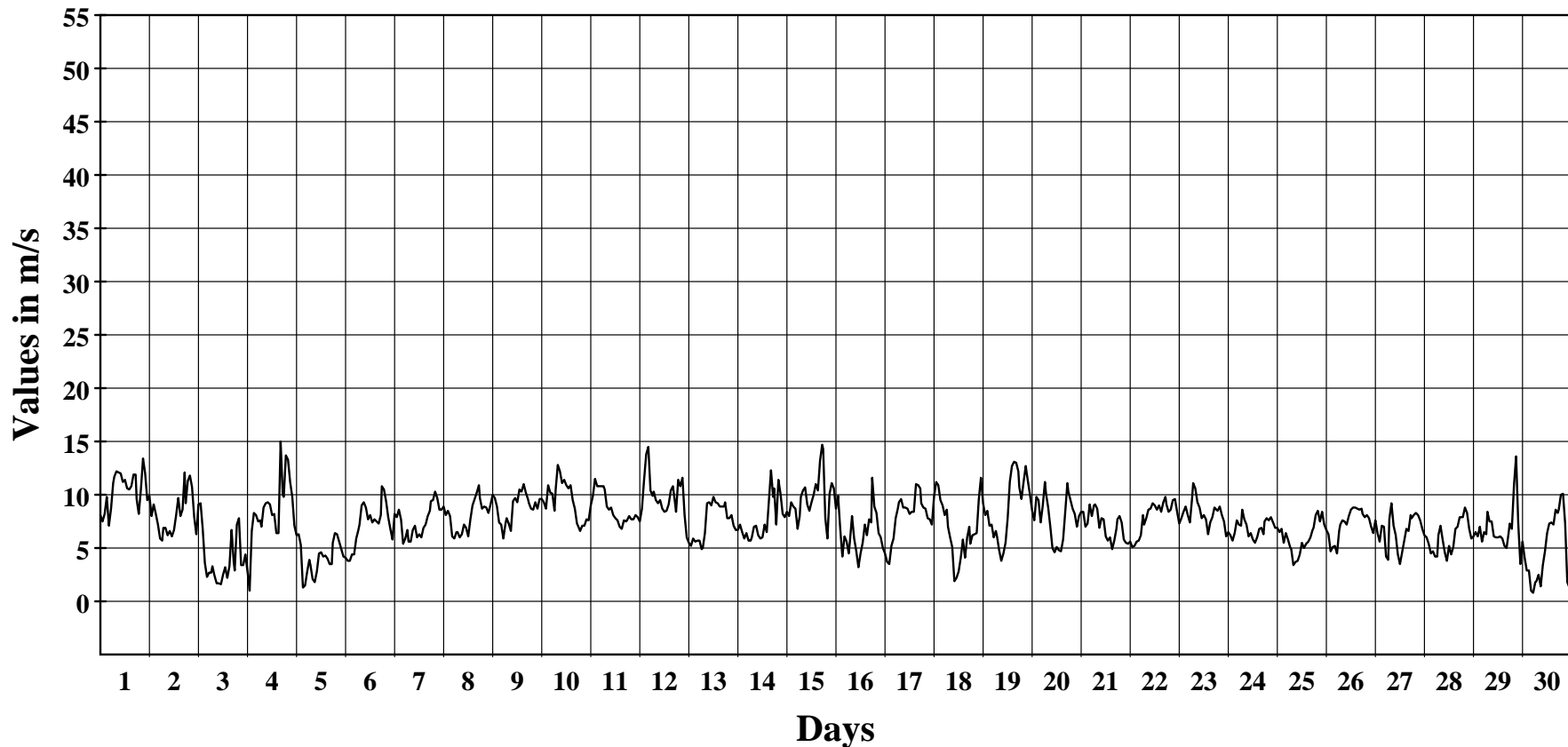
**June 2012**

**Hourly Averages Graph Ch 3**

SITE 0001

NMSU ASC at Clovis

**Average Hourly Values**



**Average Value: 7.5**

**Site Information:**

Project: wind monitoring

Location: clovis nm

Elevation: 1365 m

**Sensor on channel 3:**

wind speed 3 40m m/s

Height: 40m Units: m/s

Serial #: 51187

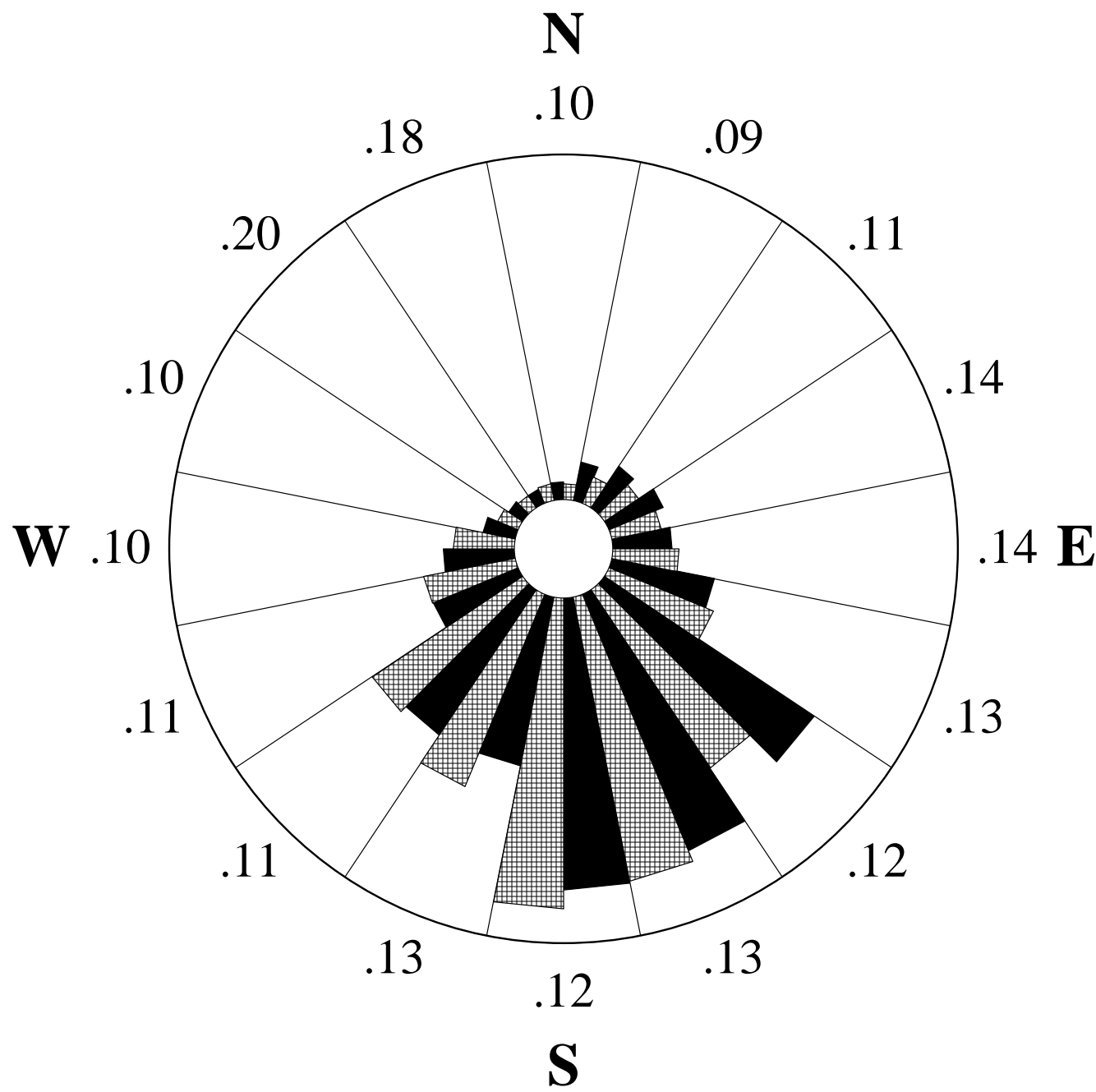
**June 2012****Hourly Averages Table Ch 3**

SITE 0001

NMSU ASC at Clovis

| Day | Hour |      |      |      |      |      |      |      |      |      |      |      |      |      |      |      |      |      |      |      |      |      |      | AVG  |      |
|-----|------|------|------|------|------|------|------|------|------|------|------|------|------|------|------|------|------|------|------|------|------|------|------|------|------|
|     | 0    | 1    | 2    | 3    | 4    | 5    | 6    | 7    | 8    | 9    | 10   | 11   | 12   | 13   | 14   | 15   | 16   | 17   | 18   | 19   | 20   | 21   | 22   |      | 23   |
| 1   | 8.1  | 7.5  | 8.2  | 9.8  | 7.1  | 8.7  | 11.1 | 11.7 | 12.2 | 12.1 | 12.0 | 11.2 | 11.4 | 10.6 | 10.5 | 10.8 | 11.9 | 11.9 | 9.6  | 8.2  | 10.5 | 13.4 | 12.0 | 9.5  | 10.4 |
| 2   | 9.9  | 8.0  | 9.1  | 8.2  | 7.2  | 5.9  | 5.7  | 6.9  | 6.9  | 6.2  | 6.6  | 6.1  | 6.7  | 8.1  | 9.7  | 8.0  | 8.6  | 12.1 | 9.2  | 11.3 | 11.8 | 10.7 | 7.9  | 6.3  | 8.2  |
| 3   | 9.1  | 9.2  | 6.8  | 3.6  | 2.3  | 2.7  | 2.7  | 3.3  | 2.4  | 1.7  | 1.7  | 1.6  | 2.5  | 3.2  | 2.2  | 3.3  | 6.7  | 3.7  | 2.9  | 7.2  | 7.8  | 3.4  | 3.4  | 4.4  | 4.1  |
| 4   | 2.8  | 1.0  | 6.6  | 8.3  | 8.1  | 7.5  | 7.6  | 7.0  | 8.8  | 9.2  | 9.3  | 9.1  | 8.1  | 8.2  | 6.4  | 6.4  | 15.0 | 10.0 | 9.8  | 13.7 | 13.3 | 11.2 | 9.8  | 7.1  | 8.5  |
| 5   | 6.2  | 6.3  | 5.3  | 1.3  | 1.5  | 2.8  | 3.9  | 3.4  | 2.1  | 1.8  | 2.8  | 4.5  | 4.6  | 4.2  | 4.3  | 4.0  | 3.5  | 3.5  | 5.5  | 6.4  | 6.3  | 5.6  | 4.9  | 4.2  | 4.1  |
| 6   | 4.1  | 3.8  | 3.8  | 4.4  | 4.4  | 5.9  | 6.7  | 7.2  | 9.0  | 9.3  | 8.8  | 7.7  | 8.1  | 7.4  | 7.7  | 7.5  | 7.3  | 8.1  | 10.8 | 10.5 | 9.4  | 7.9  | 6.8  | 5.8  | 7.2  |
| 7   | 8.2  | 7.9  | 8.6  | 7.7  | 5.4  | 5.9  | 6.7  | 5.6  | 5.6  | 6.7  | 7.1  | 6.0  | 6.3  | 6.0  | 6.9  | 7.2  | 8.0  | 8.5  | 9.4  | 9.5  | 10.3 | 9.7  | 8.6  | 8.6  | 7.5  |
| 8   | 8.9  | 8.1  | 8.5  | 8.0  | 6.1  | 5.9  | 6.5  | 6.5  | 6.0  | 6.3  | 7.2  | 6.9  | 6.1  | 7.7  | 9.0  | 9.6  | 10.2 | 10.9 | 9.7  | 8.7  | 8.9  | 8.8  | 8.3  | 9.1  | 8.0  |
| 9   | 10.0 | 9.7  | 8.9  | 7.4  | 7.2  | 5.9  | 7.3  | 7.8  | 7.3  | 6.6  | 9.4  | 9.7  | 9.3  | 10.5 | 10.3 | 11.0 | 10.2 | 9.6  | 9.2  | 8.7  | 8.6  | 9.3  | 8.7  | 9.6  | 8.8  |
| 10  | 9.6  | 9.3  | 8.7  | 10.9 | 10.2 | 10.1 | 8.5  | 10.5 | 12.8 | 12.2 | 11.1 | 11.4 | 10.9 | 10.6 | 10.9 | 9.5  | 8.7  | 7.3  | 7.1  | 6.6  | 7.1  | 7.1  | 7.7  | 7.6  | 9.4  |
| 11  | 9.0  | 9.9  | 11.5 | 10.8 | 10.8 | 10.8 | 10.8 | 10.5 | 8.9  | 8.6  | 8.8  | 8.1  | 7.8  | 7.6  | 7.0  | 6.8  | 7.6  | 7.5  | 7.6  | 8.0  | 7.7  | 7.7  | 8.1  | 7.9  | 8.7  |
| 12  | 7.5  | 8.7  | 11.4 | 13.8 | 14.5 | 10.4 | 9.9  | 10.3 | 9.5  | 9.2  | 9.5  | 8.7  | 8.4  | 8.5  | 9.1  | 10.4 | 10.8 | 9.2  | 8.4  | 11.4 | 10.8 | 11.6 | 8.1  | 6.0  | 9.8  |
| 13  | 5.5  | 5.2  | 5.9  | 5.6  | 5.7  | 5.7  | 4.9  | 5.0  | 6.4  | 9.2  | 9.3  | 9.0  | 9.8  | 9.3  | 9.2  | 8.9  | 8.9  | 8.9  | 9.3  | 7.8  | 7.8  | 8.1  | 7.1  | 6.7  | 7.5  |
| 14  | 6.7  | 7.2  | 6.5  | 5.9  | 6.4  | 5.7  | 5.7  | 6.0  | 7.0  | 7.1  | 6.2  | 5.9  | 6.0  | 7.2  | 6.5  | 9.4  | 12.3 | 9.8  | 10.6 | 7.2  | 11.4 | 10.1 | 8.2  | 7.9  | 7.6  |
| 15  | 8.4  | 8.0  | 9.3  | 8.9  | 8.7  | 6.8  | 8.0  | 9.8  | 10.4 | 10.7 | 9.1  | 8.5  | 9.3  | 10.0 | 11.0 | 10.4 | 13.2 | 14.7 | 14.3 | 7.8  | 5.9  | 10.1 | 11.1 | 10.6 | 9.8  |
| 16  | 8.7  | 9.9  | 6.8  | 4.2  | 6.1  | 5.6  | 4.5  | 5.6  | 8.0  | 5.9  | 4.7  | 3.2  | 4.5  | 5.5  | 7.2  | 6.2  | 7.7  | 7.4  | 11.6 | 8.9  | 8.3  | 6.4  | 6.0  | 5.0  | 6.6  |
| 17  | 4.5  | 3.7  | 3.5  | 5.2  | 5.9  | 7.8  | 8.7  | 9.3  | 9.6  | 8.8  | 8.8  | 8.7  | 8.2  | 8.4  | 8.4  | 11.0 | 10.9 | 10.6 | 9.2  | 8.8  | 8.7  | 7.8  | 7.7  | 7.2  | 8.0  |
| 18  | 9.8  | 11.2 | 10.9 | 9.5  | 9.0  | 8.1  | 8.6  | 7.0  | 6.0  | 5.1  | 1.9  | 2.2  | 2.8  | 4.1  | 5.8  | 4.1  | 6.0  | 7.0  | 5.4  | 6.2  | 6.3  | 6.4  | 9.6  | 11.6 | 6.9  |
| 19  | 9.2  | 8.1  | 8.5  | 7.1  | 7.2  | 6.0  | 6.6  | 6.1  | 4.8  | 3.8  | 4.5  | 5.5  | 7.8  | 11.2 | 12.7 | 13.1 | 13.0 | 12.2 | 10.7 | 9.6  | 11.2 | 12.7 | 11.3 | 10.0 | 8.9  |
| 20  | 8.5  | 7.6  | 9.8  | 9.5  | 7.4  | 9.0  | 11.3 | 10.1 | 8.8  | 7.0  | 5.0  | 4.6  | 5.1  | 4.8  | 4.7  | 5.8  | 8.4  | 11.1 | 10.3 | 9.5  | 8.7  | 8.2  | 7.0  | 8.0  | 7.9  |
| 21  | 8.4  | 8.4  | 7.0  | 7.3  | 9.1  | 8.0  | 9.0  | 9.1  | 8.7  | 6.9  | 7.8  | 7.7  | 6.1  | 5.7  | 6.0  | 4.9  | 5.7  | 6.8  | 7.7  | 8.0  | 7.4  | 5.8  | 5.5  | 5.4  | 7.2  |
| 22  | 5.6  | 5.1  | 5.2  | 5.6  | 5.7  | 6.2  | 8.1  | 7.3  | 7.8  | 8.6  | 8.7  | 9.2  | 9.0  | 8.6  | 9.0  | 8.4  | 9.3  | 9.8  | 9.1  | 8.4  | 8.6  | 9.5  | 9.6  | 8.4  | 7.9  |
| 23  | 7.3  | 7.8  | 8.4  | 8.9  | 8.1  | 7.4  | 9.6  | 11.1 | 10.6 | 9.3  | 8.8  | 7.8  | 8.1  | 7.7  | 6.3  | 7.4  | 7.9  | 8.8  | 8.7  | 8.5  | 8.9  | 8.1  | 7.5  | 6.1  | 8.3  |
| 24  | 6.5  | 6.2  | 5.7  | 6.4  | 7.6  | 7.2  | 7.1  | 8.6  | 7.7  | 7.2  | 6.1  | 6.4  | 5.8  | 5.5  | 6.0  | 6.8  | 6.9  | 6.3  | 7.5  | 7.8  | 7.6  | 7.9  | 7.4  | 6.9  | 6.9  |
| 25  | 6.9  | 6.5  | 6.8  | 5.5  | 6.4  | 5.8  | 5.1  | 4.9  | 3.4  | 3.7  | 3.8  | 4.4  | 5.5  | 5.0  | 5.4  | 5.6  | 6.0  | 6.7  | 6.9  | 8.1  | 8.5  | 7.5  | 8.4  | 7.2  | 6.0  |
| 26  | 6.7  | 6.3  | 4.7  | 5.1  | 5.2  | 4.5  | 6.6  | 7.2  | 7.6  | 7.5  | 7.2  | 8.0  | 8.6  | 8.8  | 8.8  | 8.7  | 8.6  | 8.7  | 8.3  | 7.9  | 8.1  | 7.8  | 7.0  | 6.4  | 7.3  |
| 27  | 7.6  | 6.4  | 5.6  | 7.1  | 7.0  | 4.2  | 3.9  | 7.7  | 9.2  | 7.1  | 6.2  | 4.4  | 3.5  | 4.6  | 5.7  | 6.8  | 6.6  | 8.1  | 7.8  | 8.1  | 8.3  | 8.1  | 7.6  | 6.8  | 6.6  |
| 28  | 6.2  | 6.0  | 5.4  | 4.5  | 4.7  | 4.2  | 4.2  | 6.2  | 7.1  | 5.8  | 4.6  | 3.8  | 5.2  | 4.4  | 5.1  | 6.8  | 7.0  | 7.9  | 7.9  | 7.9  | 8.8  | 8.3  | 6.8  | 5.9  | 6.0  |
| 29  | 6.1  | 6.5  | 6.1  | 7.0  | 5.6  | 6.5  | 6.3  | 8.4  | 7.5  | 7.5  | 6.1  | 6.0  | 6.0  | 6.1  | 5.9  | 5.2  | 5.0  | 6.5  | 7.3  | 6.8  | 10.9 | 13.6 | 7.3  | 3.5  | 6.8  |
| 30  | 5.6  | 4.1  | 2.9  | 2.9  | 1.0  | 0.8  | 1.8  | 1.9  | 2.5  | 1.4  | 3.4  | 4.7  | 6.4  | 7.3  | 7.4  | 7.2  | 8.6  | 8.3  | 8.6  | 10.0 | 10.1 | 7.3  | 1.8  | 1.3  | 4.9  |
| AVG | 7.4  | 7.1  | 7.2  | 7.0  | 6.7  | 6.4  | 6.9  | 7.4  | 7.5  | 7.1  | 6.9  | 6.7  | 6.9  | 7.2  | 7.5  | 7.7  | 8.7  | 8.7  | 8.7  | 8.6  | 8.9  | 8.7  | 7.7  | 7.0  | 7.5  |





**June 2012**

**Wind Rose Ch 3, 8**

SITE 0001

NMSU ASC at Clovis

**Site Information:**

Project: wind monitoring

Location: clovis nm

Elevation: 1365 m

**Anemometer on channel 3:**

wind speed 3 40m m/s

Height: 40m

Serial #: 51187

**Vane on channel 8:**

#200P Wind Vane

Height: 40 m

Serial #:

Outer Numbers are Average TIs for speeds greater than 4.5 m/s

Inner Circle = 0%

Outer Circle = 20%

■ Percent of Total Wind Energy

▨ Percent of Total Time

**Site Information:**

Project: wind monitoring  
Location: clovis nm  
Elevation: 1365 m

**Sensor on channel 4:**

windspeed 4 30m, m/s  
Height: 30 m  
Serial #: 51180

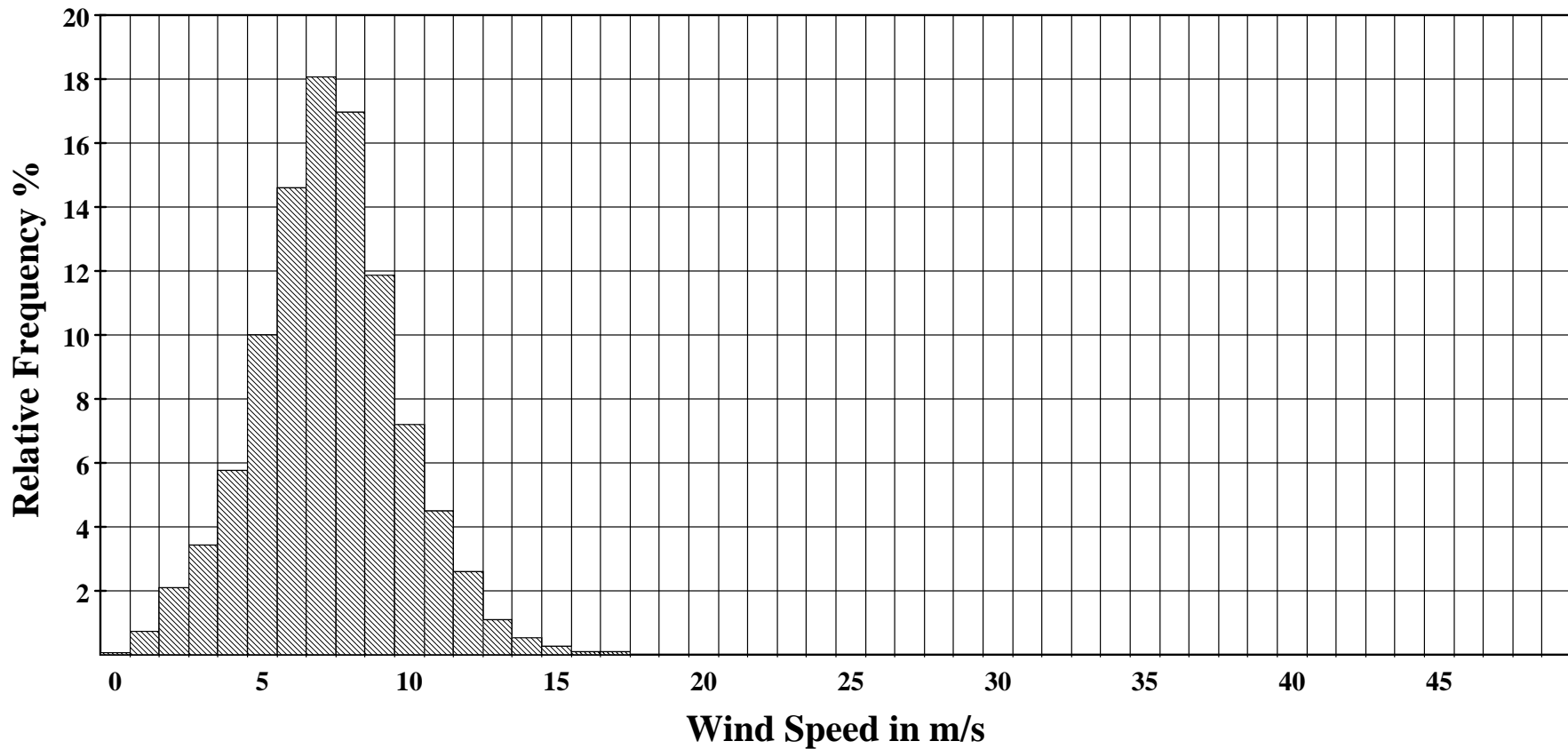
**June 2012**

**Frequency Distribution Ch 4**

SITE 0001

NMSU ASC at Clovis

**Frequency Distribution**



**Site Information:**

Project: wind monitoring  
Location: clovis nm  
Elevation: 1365 m

**Sensor on channel 4:**

windspeed 4 30m, m/s  
Height: 30 m  
Serial #: 51180

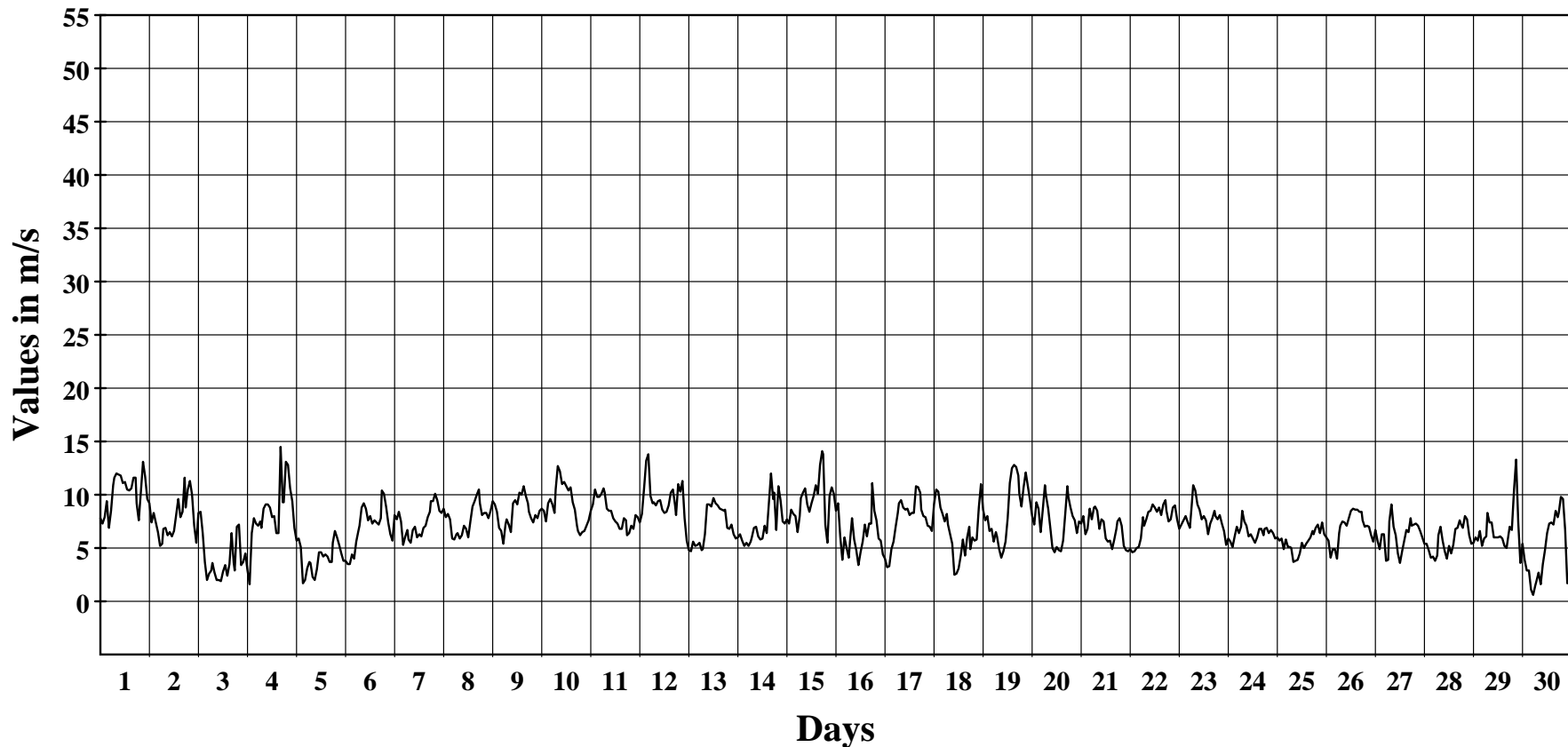
**June 2012**

**Hourly Averages Graph Ch 4**

SITE 0001

NMSU ASC at Clovis

**Average Hourly Values**



**Average Value: 7.2**

**Site Information:**

Project: wind monitoring

Location: clovis nm

Elevation: 1365 m

**Sensor on channel 4:**

windspeed 4 30m, m/s

Height: 30 m Units: m/s

Serial #: 51180

**June 2012****Hourly Averages Table Ch 4**

SITE 0001

NMSU ASC at Clovis

| Day | Hour |      |      |      |      |      |      |      |      |      |      |      |      |      |      |      |      |      |      |      |      |      |      | AVG  |      |
|-----|------|------|------|------|------|------|------|------|------|------|------|------|------|------|------|------|------|------|------|------|------|------|------|------|------|
|     | 0    | 1    | 2    | 3    | 4    | 5    | 6    | 7    | 8    | 9    | 10   | 11   | 12   | 13   | 14   | 15   | 16   | 17   | 18   | 19   | 20   | 21   | 22   |      | 23   |
| 1   | 7.8  | 7.3  | 7.9  | 9.4  | 6.9  | 8.5  | 10.9 | 11.6 | 12.0 | 11.9 | 11.8 | 11.1 | 11.3 | 10.5 | 10.4 | 10.6 | 11.6 | 11.6 | 9.2  | 7.6  | 10.3 | 13.1 | 11.7 | 9.6  | 10.2 |
| 2   | 9.2  | 7.4  | 8.3  | 7.4  | 6.5  | 5.2  | 5.4  | 6.8  | 6.9  | 6.2  | 6.5  | 6.1  | 6.6  | 8.1  | 9.6  | 7.9  | 8.4  | 11.6 | 8.8  | 10.5 | 11.3 | 10.0 | 7.1  | 5.5  | 7.8  |
| 3   | 8.3  | 8.4  | 6.4  | 3.7  | 2.0  | 2.6  | 2.9  | 3.6  | 2.7  | 2.0  | 2.0  | 1.9  | 2.8  | 3.4  | 2.4  | 3.5  | 6.4  | 3.6  | 2.9  | 7.0  | 7.2  | 3.4  | 3.7  | 4.5  | 4.1  |
| 4   | 2.9  | 1.6  | 6.4  | 7.8  | 7.3  | 7.1  | 7.5  | 6.9  | 8.7  | 9.1  | 9.1  | 8.8  | 7.9  | 8.0  | 6.4  | 6.4  | 14.5 | 9.3  | 9.3  | 13.1 | 12.8 | 10.6 | 9.4  | 6.9  | 8.2  |
| 5   | 5.7  | 5.9  | 5.1  | 1.7  | 2.0  | 3.1  | 3.7  | 3.6  | 2.3  | 2.0  | 3.0  | 4.6  | 4.6  | 4.2  | 4.4  | 4.2  | 3.7  | 3.7  | 5.5  | 6.6  | 6.0  | 5.3  | 4.5  | 3.8  | 4.1  |
| 6   | 3.8  | 3.5  | 3.5  | 4.4  | 4.0  | 5.6  | 6.6  | 7.1  | 8.8  | 9.2  | 8.7  | 7.6  | 8.0  | 7.3  | 7.6  | 7.4  | 7.2  | 7.8  | 10.4 | 10.1 | 8.9  | 7.4  | 6.3  | 5.7  | 6.9  |
| 7   | 8.1  | 7.7  | 8.4  | 7.5  | 5.3  | 6.1  | 6.7  | 5.8  | 5.5  | 6.7  | 7.0  | 6.0  | 6.3  | 6.1  | 6.9  | 7.1  | 7.9  | 8.4  | 9.4  | 9.4  | 10.1 | 9.5  | 8.5  | 8.3  | 7.4  |
| 8   | 8.7  | 7.9  | 8.2  | 7.7  | 5.9  | 5.8  | 6.3  | 6.4  | 5.9  | 6.2  | 7.1  | 6.8  | 6.0  | 7.5  | 8.9  | 9.4  | 10.0 | 10.5 | 9.2  | 8.1  | 8.3  | 8.3  | 7.8  | 8.5  | 7.7  |
| 9   | 9.4  | 9.1  | 8.4  | 6.9  | 6.6  | 5.4  | 7.2  | 7.7  | 7.2  | 6.5  | 9.2  | 9.5  | 9.1  | 10.2 | 10.0 | 10.8 | 9.9  | 9.2  | 8.4  | 7.8  | 7.4  | 8.1  | 7.8  | 8.5  | 8.3  |
| 10  | 8.7  | 8.5  | 7.5  | 9.2  | 9.6  | 9.1  | 8.3  | 10.5 | 12.7 | 12.2 | 11.0 | 11.2 | 10.8 | 10.4 | 10.7 | 9.3  | 8.6  | 7.1  | 6.6  | 6.2  | 6.5  | 6.6  | 7.1  | 7.6  | 9.0  |
| 11  | 8.5  | 9.1  | 10.5 | 9.8  | 9.8  | 10.1 | 10.6 | 10.3 | 8.7  | 8.5  | 8.5  | 7.8  | 7.5  | 7.3  | 6.8  | 6.8  | 7.8  | 7.6  | 6.2  | 6.4  | 7.1  | 6.8  | 8.1  | 7.9  | 8.3  |
| 12  | 7.4  | 8.2  | 10.6 | 13.2 | 13.8 | 9.9  | 9.2  | 9.3  | 9.0  | 9.4  | 9.5  | 8.6  | 8.3  | 8.4  | 9.0  | 10.3 | 10.5 | 9.0  | 8.1  | 11.0 | 10.3 | 11.3 | 7.8  | 5.7  | 9.5  |
| 13  | 4.8  | 4.7  | 5.6  | 5.2  | 5.3  | 5.5  | 4.8  | 4.9  | 6.3  | 9.1  | 9.1  | 8.9  | 9.7  | 9.2  | 9.0  | 8.7  | 8.6  | 8.5  | 8.6  | 6.9  | 6.8  | 7.2  | 6.3  | 5.9  | 7.1  |
| 14  | 6.0  | 6.3  | 5.7  | 5.2  | 5.5  | 5.2  | 5.6  | 6.0  | 6.9  | 7.0  | 6.1  | 5.8  | 5.9  | 7.1  | 6.4  | 9.3  | 12.0 | 9.6  | 10.2 | 6.7  | 10.8 | 9.5  | 7.5  | 7.3  | 7.2  |
| 15  | 7.7  | 7.3  | 8.6  | 8.2  | 8.0  | 6.5  | 8.0  | 9.7  | 10.2 | 10.6 | 9.1  | 8.4  | 9.2  | 9.9  | 10.9 | 10.1 | 12.8 | 14.1 | 13.8 | 7.3  | 5.5  | 9.9  | 10.7 | 10.1 | 9.4  |
| 16  | 8.5  | 9.2  | 6.1  | 3.9  | 6.0  | 5.0  | 4.1  | 5.5  | 7.8  | 5.8  | 4.8  | 3.4  | 4.6  | 5.6  | 7.2  | 6.1  | 7.3  | 7.3  | 11.1 | 8.5  | 7.6  | 5.9  | 5.7  | 4.4  | 6.3  |
| 17  | 4.0  | 3.2  | 3.3  | 4.9  | 5.6  | 7.0  | 8.3  | 9.2  | 9.5  | 8.8  | 8.6  | 8.7  | 8.1  | 8.3  | 8.3  | 10.8 | 10.7 | 10.2 | 8.6  | 8.0  | 7.9  | 7.1  | 7.0  | 6.6  | 7.6  |
| 18  | 9.1  | 10.5 | 10.3 | 8.8  | 8.2  | 7.5  | 8.2  | 7.2  | 6.3  | 5.4  | 2.5  | 2.6  | 3.1  | 4.3  | 5.8  | 4.3  | 6.0  | 7.0  | 4.9  | 6.0  | 5.7  | 5.8  | 8.8  | 11.0 | 6.6  |
| 19  | 8.6  | 7.6  | 8.0  | 6.6  | 6.8  | 5.6  | 6.5  | 6.1  | 4.9  | 4.1  | 4.7  | 5.6  | 7.8  | 11.1 | 12.5 | 12.8 | 12.6 | 11.8 | 10.1 | 8.9  | 10.7 | 12.1 | 10.8 | 9.5  | 8.6  |
| 20  | 8.0  | 7.2  | 9.3  | 8.7  | 6.5  | 8.6  | 10.9 | 9.9  | 8.7  | 6.9  | 5.0  | 4.6  | 5.1  | 4.8  | 4.7  | 5.7  | 8.2  | 10.8 | 9.8  | 8.8  | 8.0  | 7.6  | 6.4  | 7.5  | 7.6  |
| 21  | 7.3  | 8.0  | 6.3  | 6.8  | 8.7  | 7.7  | 8.8  | 8.9  | 8.5  | 6.8  | 7.7  | 7.5  | 5.9  | 5.6  | 5.7  | 4.9  | 5.8  | 6.8  | 7.5  | 7.8  | 7.1  | 5.2  | 4.8  | 4.7  | 6.9  |
| 22  | 4.9  | 4.6  | 4.7  | 5.0  | 5.1  | 5.9  | 7.9  | 7.1  | 7.7  | 8.4  | 8.5  | 9.1  | 8.8  | 8.4  | 8.8  | 8.1  | 9.1  | 9.5  | 8.5  | 7.5  | 7.7  | 8.8  | 9.0  | 7.7  | 7.5  |
| 23  | 6.8  | 7.2  | 7.6  | 8.0  | 7.4  | 6.9  | 9.4  | 10.9 | 10.4 | 9.1  | 8.6  | 7.7  | 8.0  | 7.6  | 6.3  | 7.3  | 7.8  | 8.5  | 8.0  | 7.7  | 8.1  | 7.3  | 6.6  | 5.3  | 7.9  |
| 24  | 5.9  | 5.6  | 5.1  | 6.1  | 7.0  | 6.4  | 7.0  | 8.5  | 7.5  | 7.1  | 6.1  | 6.3  | 5.9  | 5.5  | 6.0  | 6.8  | 6.8  | 6.2  | 6.8  | 6.9  | 6.4  | 6.7  | 6.4  | 5.9  | 6.5  |
| 25  | 6.0  | 5.7  | 5.9  | 4.9  | 5.8  | 5.1  | 5.1  | 5.0  | 3.7  | 3.8  | 3.9  | 4.5  | 5.5  | 5.0  | 5.4  | 5.7  | 6.0  | 6.6  | 6.3  | 6.9  | 7.2  | 6.4  | 7.4  | 6.3  | 5.6  |
| 26  | 6.0  | 5.7  | 4.1  | 4.9  | 4.9  | 4.0  | 6.4  | 7.1  | 7.5  | 7.4  | 7.1  | 7.8  | 8.5  | 8.7  | 8.6  | 8.6  | 8.4  | 8.4  | 7.6  | 7.0  | 7.1  | 7.0  | 6.2  | 5.6  | 6.9  |
| 27  | 6.7  | 5.7  | 4.9  | 6.3  | 6.3  | 3.8  | 3.9  | 7.5  | 9.1  | 7.0  | 6.2  | 4.5  | 3.6  | 4.7  | 5.7  | 6.7  | 6.5  | 7.8  | 7.1  | 7.3  | 7.3  | 7.1  | 6.6  | 6.0  | 6.2  |
| 28  | 5.4  | 5.4  | 4.8  | 4.1  | 4.2  | 3.8  | 4.3  | 6.2  | 7.0  | 5.7  | 4.7  | 4.0  | 5.2  | 4.5  | 5.3  | 6.8  | 6.9  | 7.6  | 7.3  | 6.9  | 8.0  | 7.7  | 6.2  | 5.4  | 5.7  |
| 29  | 5.5  | 6.0  | 5.7  | 6.6  | 5.2  | 5.9  | 6.1  | 8.3  | 7.4  | 7.4  | 6.0  | 6.0  | 6.0  | 6.1  | 5.9  | 5.2  | 5.0  | 6.4  | 7.0  | 6.7  | 10.4 | 13.3 | 7.4  | 3.6  | 6.6  |
| 30  | 5.4  | 3.9  | 2.9  | 2.9  | 1.1  | 0.6  | 1.5  | 1.9  | 2.7  | 1.6  | 3.5  | 4.8  | 6.4  | 7.3  | 7.4  | 7.2  | 8.5  | 7.9  | 8.3  | 9.8  | 9.6  | 6.7  | 1.7  | 1.9  | 4.8  |
| AVG | 6.8  | 6.6  | 6.7  | 6.5  | 6.2  | 6.0  | 6.7  | 7.3  | 7.4  | 7.1  | 6.8  | 6.7  | 6.9  | 7.2  | 7.4  | 7.6  | 8.5  | 8.5  | 8.2  | 8.0  | 8.3  | 8.1  | 7.2  | 6.6  | 7.2  |

**Site Information:**

Project: wind monitoring  
Location: clovis nm  
Elevation: 1365 m

**Sensor on channel 9:**

NRG 110S Temp, C  
Height: 3 m  
Serial #:

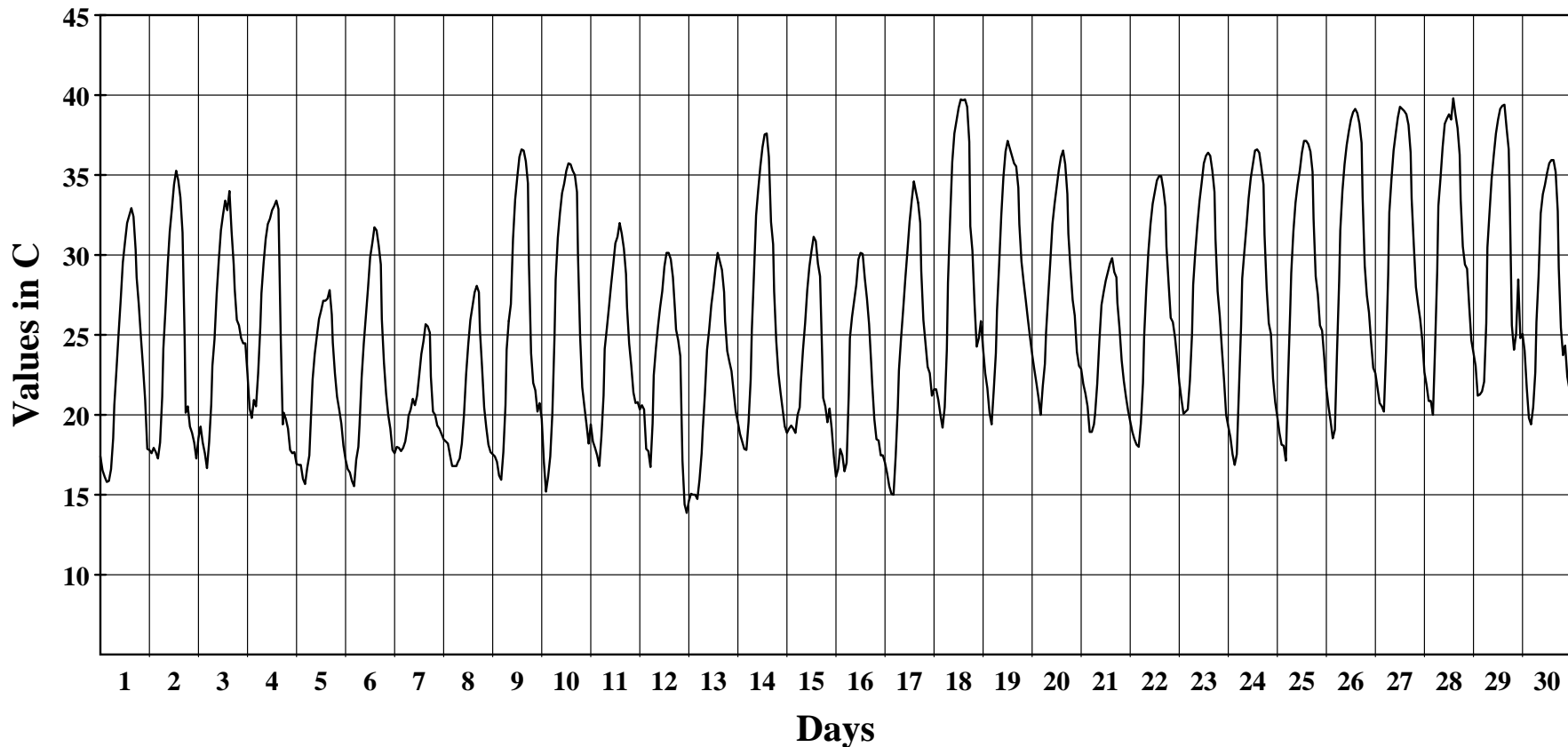
**June 2012**

**Hourly Averages Graph Ch 9**

SITE 0001

NMSU ASC at Clovis

**Average Hourly Values**



**Average Value: 25.9**

**Site Information:**

Project: wind monitoring

Location: clovis nm

Elevation: 1365 m

**Sensor on channel 9:**

NRG 110S Temp, C

Height: 3 m Units: C

Serial #:

**June 2012****Hourly Averages Table Ch 9**

SITE 0001

NMSU ASC at Clovis

| Day | Hour |      |      |      |      |      |      |      |      |      |      |      |      |      |      |      |      |      |      |      |      |      |      |      | AVG  |
|-----|------|------|------|------|------|------|------|------|------|------|------|------|------|------|------|------|------|------|------|------|------|------|------|------|------|
|     | 0    | 1    | 2    | 3    | 4    | 5    | 6    | 7    | 8    | 9    | 10   | 11   | 12   | 13   | 14   | 15   | 16   | 17   | 18   | 19   | 20   | 21   | 22   | 23   |      |
| 1   | 17.4 | 16.6 | 16.2 | 15.8 | 15.9 | 16.6 | 18.5 | 20.6 | 22.8 | 25.0 | 27.2 | 29.5 | 30.8 | 32.0 | 32.4 | 32.9 | 32.4 | 30.4 | 28.6 | 26.9 | 24.9 | 23.0 | 20.9 | 17.9 | 24.0 |
| 2   | 17.8 | 17.6 | 17.9 | 17.7 | 17.3 | 18.2 | 21.1 | 24.2 | 26.6 | 29.3 | 31.5 | 32.9 | 34.4 | 35.3 | 34.7 | 33.6 | 31.4 | 24.7 | 20.1 | 20.5 | 19.3 | 18.9 | 18.3 | 17.3 | 24.2 |
| 3   | 18.5 | 19.3 | 18.3 | 17.6 | 16.7 | 18.3 | 20.7 | 23.0 | 24.8 | 27.5 | 29.7 | 31.6 | 32.5 | 33.4 | 32.8 | 34.0 | 31.5 | 29.4 | 27.8 | 25.9 | 25.6 | 24.8 | 24.5 | 24.5 | 25.5 |
| 4   | 22.5 | 20.4 | 19.8 | 21.0 | 20.5 | 22.6 | 25.4 | 27.6 | 29.5 | 31.0 | 32.0 | 32.3 | 32.8 | 33.0 | 33.4 | 32.9 | 25.2 | 19.4 | 20.1 | 19.7 | 19.1 | 17.8 | 17.6 | 17.7 | 24.7 |
| 5   | 16.9 | 16.8 | 16.9 | 16.0 | 15.6 | 16.7 | 17.4 | 19.2 | 22.2 | 23.8 | 24.9 | 26.0 | 26.5 | 27.2 | 27.1 | 27.3 | 27.8 | 26.3 | 24.5 | 22.6 | 21.1 | 20.3 | 19.4 | 18.1 | 21.7 |
| 6   | 17.2 | 16.6 | 16.4 | 15.9 | 15.6 | 17.2 | 18.0 | 19.3 | 22.3 | 24.5 | 26.2 | 27.9 | 29.9 | 30.8 | 31.8 | 31.5 | 30.6 | 29.4 | 26.0 | 23.3 | 21.3 | 20.0 | 19.1 | 17.8 | 22.9 |
| 7   | 17.6 | 18.0 | 17.9 | 17.7 | 17.9 | 18.4 | 19.2 | 20.0 | 20.4 | 21.0 | 20.6 | 21.2 | 22.5 | 23.8 | 24.6 | 25.6 | 25.6 | 25.1 | 22.4 | 20.2 | 20.0 | 19.3 | 19.1 | 18.8 | 20.7 |
| 8   | 18.5 | 18.3 | 18.2 | 17.5 | 16.8 | 16.8 | 16.8 | 17.0 | 17.2 | 18.2 | 20.0 | 22.5 | 24.4 | 25.9 | 26.8 | 27.7 | 28.1 | 27.7 | 25.4 | 23.0 | 20.4 | 19.2 | 18.1 | 17.7 | 20.9 |
| 9   | 17.5 | 17.4 | 17.1 | 16.2 | 16.0 | 17.7 | 20.6 | 24.1 | 25.9 | 26.9 | 31.0 | 33.5 | 34.8 | 36.1 | 36.6 | 36.5 | 35.8 | 34.5 | 29.5 | 23.8 | 22.0 | 21.5 | 20.2 | 20.7 | 25.7 |
| 10  | 19.7 | 17.0 | 15.2 | 16.1 | 17.4 | 20.1 | 24.9 | 28.4 | 31.1 | 32.6 | 33.9 | 34.5 | 35.3 | 35.7 | 35.7 | 35.3 | 35.0 | 33.9 | 30.0 | 24.9 | 21.7 | 20.5 | 19.4 | 18.2 | 26.5 |
| 11  | 19.4 | 18.3 | 18.0 | 17.5 | 16.8 | 18.6 | 21.2 | 24.1 | 25.4 | 26.7 | 28.1 | 29.4 | 30.8 | 31.1 | 32.0 | 31.3 | 30.4 | 28.8 | 26.7 | 24.5 | 23.1 | 21.4 | 20.7 | 20.8 | 24.4 |
| 12  | 20.3 | 20.6 | 20.3 | 17.9 | 17.8 | 16.8 | 19.5 | 22.5 | 24.1 | 25.5 | 26.8 | 27.7 | 29.3 | 30.2 | 30.1 | 29.8 | 28.6 | 26.5 | 25.4 | 24.7 | 23.6 | 17.1 | 14.4 | 13.9 | 23.0 |
| 13  | 14.6 | 15.0 | 15.0 | 15.0 | 14.7 | 15.9 | 17.6 | 19.1 | 21.3 | 24.1 | 25.4 | 26.9 | 27.9 | 29.2 | 30.1 | 29.6 | 29.0 | 27.7 | 25.9 | 24.0 | 23.3 | 22.7 | 21.5 | 20.2 | 22.3 |
| 14  | 19.5 | 18.8 | 18.3 | 17.8 | 17.8 | 19.5 | 22.2 | 25.3 | 28.8 | 32.5 | 34.1 | 35.5 | 36.7 | 37.5 | 37.6 | 36.2 | 32.0 | 30.7 | 27.7 | 24.6 | 22.6 | 21.4 | 20.3 | 19.3 | 26.5 |
| 15  | 18.9 | 19.1 | 19.3 | 19.1 | 18.9 | 20.0 | 20.5 | 22.0 | 24.1 | 25.7 | 27.8 | 29.3 | 30.3 | 31.1 | 30.9 | 29.4 | 28.7 | 23.7 | 21.1 | 20.5 | 19.5 | 20.4 | 19.2 | 17.4 | 23.2 |
| 16  | 16.1 | 16.6 | 17.9 | 17.4 | 16.5 | 17.0 | 21.3 | 24.8 | 26.1 | 27.1 | 28.1 | 29.7 | 30.1 | 30.0 | 28.6 | 27.3 | 25.7 | 23.2 | 22.0 | 19.7 | 18.5 | 18.4 | 17.5 | 17.5 | 22.4 |
| 17  | 17.0 | 16.3 | 15.5 | 15.1 | 15.0 | 17.4 | 20.5 | 22.8 | 24.8 | 26.6 | 28.5 | 30.2 | 32.1 | 33.4 | 34.6 | 33.9 | 33.3 | 32.0 | 29.0 | 25.9 | 24.5 | 23.0 | 22.6 | 21.2 | 24.8 |
| 18  | 21.6 | 21.6 | 21.0 | 20.0 | 19.2 | 20.5 | 24.1 | 28.3 | 32.2 | 35.8 | 37.6 | 38.4 | 39.2 | 39.7 | 39.7 | 39.8 | 39.3 | 37.0 | 31.8 | 30.3 | 26.9 | 24.3 | 24.8 | 25.9 | 30.0 |
| 19  | 24.2 | 22.6 | 21.6 | 20.2 | 19.4 | 21.5 | 23.9 | 26.5 | 29.4 | 32.5 | 34.9 | 36.4 | 37.1 | 36.7 | 36.2 | 35.7 | 35.5 | 34.2 | 32.0 | 29.6 | 28.4 | 27.2 | 26.0 | 24.9 | 29.0 |
| 20  | 23.8 | 22.9 | 22.0 | 21.0 | 20.0 | 21.8 | 23.2 | 25.1 | 27.4 | 29.6 | 31.9 | 33.2 | 34.3 | 35.3 | 36.1 | 36.5 | 35.6 | 33.8 | 31.3 | 29.1 | 27.2 | 26.2 | 23.9 | 23.1 | 28.1 |
| 21  | 22.9 | 21.9 | 21.4 | 20.5 | 18.9 | 19.0 | 19.4 | 20.1 | 21.9 | 24.6 | 26.9 | 27.6 | 28.4 | 29.0 | 29.4 | 29.8 | 28.9 | 28.6 | 27.0 | 25.4 | 23.4 | 22.1 | 21.1 | 20.3 | 24.1 |
| 22  | 19.6 | 18.9 | 18.5 | 18.1 | 18.0 | 19.4 | 22.0 | 24.9 | 27.9 | 30.2 | 32.0 | 33.2 | 33.9 | 34.7 | 35.0 | 34.9 | 34.2 | 33.0 | 30.5 | 28.3 | 26.1 | 25.8 | 24.9 | 23.6 | 27.0 |
| 23  | 22.1 | 21.0 | 20.1 | 20.2 | 20.4 | 22.1 | 25.1 | 28.1 | 30.2 | 31.9 | 33.4 | 34.5 | 35.7 | 36.2 | 36.4 | 36.2 | 35.3 | 33.9 | 31.0 | 27.8 | 26.2 | 24.1 | 22.2 | 20.0 | 28.1 |
| 24  | 19.2 | 18.6 | 17.6 | 16.9 | 17.6 | 21.5 | 25.5 | 28.5 | 30.2 | 31.8 | 33.6 | 34.8 | 35.6 | 36.5 | 36.6 | 36.4 | 35.5 | 34.4 | 31.3 | 27.9 | 25.7 | 25.1 | 22.3 | 20.8 | 27.7 |
| 25  | 19.9 | 18.9 | 18.1 | 18.1 | 17.1 | 22.1 | 26.3 | 28.9 | 31.5 | 33.2 | 34.4 | 35.3 | 36.4 | 37.2 | 37.1 | 36.9 | 36.5 | 35.2 | 32.3 | 28.7 | 27.6 | 25.6 | 25.3 | 23.6 | 28.6 |
| 26  | 21.7 | 20.6 | 19.6 | 18.6 | 19.0 | 24.0 | 28.3 | 31.6 | 34.0 | 35.7 | 36.9 | 37.7 | 38.4 | 38.9 | 39.2 | 38.8 | 38.2 | 37.0 | 33.7 | 29.3 | 27.5 | 26.4 | 24.5 | 22.9 | 30.1 |
| 27  | 22.6 | 21.7 | 20.7 | 20.5 | 20.2 | 23.9 | 28.7 | 32.7 | 34.7 | 36.5 | 37.6 | 38.6 | 39.3 | 39.1 | 39.0 | 38.8 | 38.1 | 36.4 | 33.6 | 30.6 | 28.0 | 26.9 | 26.0 | 24.7 | 30.8 |
| 28  | 22.7 | 21.9 | 20.9 | 20.9 | 20.0 | 24.3 | 29.0 | 33.1 | 34.8 | 36.8 | 38.2 | 38.6 | 38.8 | 38.5 | 39.8 | 38.8 | 37.9 | 36.3 | 33.5 | 30.5 | 29.4 | 29.2 | 26.8 | 24.7 | 31.0 |
| 29  | 23.9 | 23.0 | 21.2 | 21.3 | 21.5 | 22.1 | 25.8 | 30.5 | 32.7 | 34.8 | 36.3 | 37.6 | 38.5 | 39.1 | 39.3 | 39.4 | 37.9 | 36.6 | 33.7 | 25.6 | 24.0 | 25.1 | 28.5 | 24.8 | 30.1 |
| 30  | 25.1 | 24.0 | 21.6 | 19.8 | 19.4 | 20.5 | 22.7 | 25.8 | 28.7 | 32.6 | 33.8 | 34.4 | 35.2 | 35.8 | 35.9 | 35.9 | 35.2 | 32.7 | 29.2 | 25.5 | 23.7 | 24.3 | 22.4 | 21.6 | 27.7 |
| AVG | 20.0 | 19.3 | 18.7 | 18.2 | 17.9 | 19.7 | 22.3 | 24.9 | 27.1 | 29.1 | 30.8 | 32.0 | 33.1 | 33.8 | 34.0 | 33.8 | 32.6 | 30.7 | 28.1 | 25.4 | 23.8 | 22.7 | 21.7 | 20.7 | 25.9 |

**Energy production estimated for June 2012 at  
the Agricultural Science Center at Clovis**

| Wind Speed<br>(m/s)                              | # of hours at given<br>wind speed | Power Curve <sup>1</sup><br>(kW) | Energy Production<br>(kWh) |
|--|-----------------------------------|----------------------------------|----------------------------|
| 0  | 0                                 | 0                                | 0                          |
| 1  | 4                                 | 0                                | 0                          |
| 2  | 11                                | 0                                | 0                          |
| 3  | 15                                | 12                               | 188                        |
| 4  | 24                                | 77                               | 1,869                      |
| 5  | 30                                | 150                              | 4,506                      |
| 6  | 56                                | 288                              | 16,049                     |
| 7  | 77                                | 457                              | 34,939                     |
| 8  | 107                               | 682                              | 72,743                     |
| 9  | 104                               | 971                              | 100,468                    |
| 10   | 118                               | 1,234                            | 145,256                    |
| 11   | 70                                | 1,470                            | 103,174                    |
| 12   | 48                                | 1,500                            | 72,000                     |
| 13   | 26                                | 1,500                            | 39,000                     |
| 14   | 16                                | 1,500                            | 24,450                     |
| 15   | 7                                 | 1,500                            | 10,200                     |
| 16   | 4                                 | 1,500                            | 5,700                      |
| 17   | 3                                 | 1,500                            | 3,750                      |
| 18   | 1                                 | 1,500                            | 750                        |
| 19   | 1                                 | 1,500                            | 1,200                      |
| 20   | 0                                 | 1,500                            | 450                        |
| <b>Total</b>                                     | <b>720</b>                        |                                  | <b>636,692</b>             |
| <b>June 2012<br/>Monthly Capacity<br/>Factor</b> |                                   |                                  | <b>59.0</b>                |

*These results are only estimates, therefore should not be considered as a feasibility analysis nor be intended as a wind farm development analysis.*

<sup>1</sup> Power Curve approximated for a GE 1.5 MW Wind Turbine @ 65 m hub height.