




Agricultural Science Center at Clovis
College of Agricultural, Consumer and Environmental Sciences

**New Mexico State University
Agricultural Science Center at Clovis, NM
Wind Monitoring Project**

**MONTHLY WIND PERFORMANCE REPORT
January 2013**



Site Location: Clovis, New Mexico
Latitude: 34.606075 ° N
Longitude: -103.301602 ° W
Altitude: 1363 meters



**New Mexico State University
Agricultural Science Center at Clovis**

**Wind Monitoring Project
Monthly Performance Report
January 2013**

Prepared for:

New Mexico State University Agricultural Science Center at Clovis
2346 State Road 288
Clovis, NM 88101-9998

Bryan Niece

email: bryanasc@nmsu.edu
(575) 985-2292

Prepared by:

Bryan Niece
Senior Research Assistant
New Mexico State University
Agricultural Science Center at Clovis
2346 State Road 288
Clovis, NM 88101-9998

TABLE OF CONTENTS
Wind Monitoring Report
50 Meter Tower

| | Page |
|---|-------------|
| Executive Summary | 1 |
| Wind Monitoring Method Description | 2 |
| Summary Report | 3 |
| Monitoring at 50 meters | |
| Frequency Distribution 1 (50m) | 4 |
| Wind Speed 1 – 50m Hourly Average Graph 1 | 5 |
| Wind Speed 1 – 50m Hourly Average Table 1 | 6 |
| Frequency Distribution 2 (50m) | 7 |
| Wind Speed 2 – 50m Hourly Average Graph 2 | 8 |
| Wind Speed 2 – 50m Hourly Average Table 2 | 9 |
| Wind Direction Rose Graph (50m) | 10 |
| Monitoring at 40 meters | |
| Frequency Distribution 3 (40m) | 11 |
| Wind Speed – 40m Hourly Average Graph 3 | 12 |
| Wind Speed – 40m Hourly Average Table 3 | 13 |
| Wind Direction Rose Graph (40m) | 14 |
| Monitoring at 30 meters | |
| Frequency Distribution 4 (30m) | 15 |
| Wind Speed – 30m Hourly Average Graph 4 | 16 |
| Wind Speed – 30m Hourly Average Table 4 | 17 |
| Temperature Monitoring | |
| Hourly Average Graph (Ambient Temperature C°) | 18 |
| Hourly Average Table (Ambient Temperature C°) | 19 |
| Estimated Energy Production | 20 |

Executive Summary

This report provides the monthly wind performance summary for **January 2013** of the 50m Wind Met-Tower at the New Mexico State University Agricultural Science Center at Clovis. The site is located at the Center's facility area which has flat agricultural landscape that includes grass, crops, and bare soil. The wind met-tower is installed at coordinates 34.606075° N and -103.301602° W at an altitude of 1363 meters.

Wind speed and direction monitoring are conducted at three heights: 50 m, 40 m, and 30 m. The **average wind speed** for the month of **January** at the highest level (50m height) was found to be **7.70 m/s** with **average temperatures** around **2.6° C**, while the predominant **wind direction** was from the **West**.

Based on the average wind speed results, an approximation of energy production is conducted using a GE1.5 MW wind turbine for the sole purpose of estimating how much energy the site would yield if a turbine were to be installed. Any other turbine size and manufacturer could have been selected depending on preference and appropriateness. The **estimated energy production** for the month of **January** was approximately **573,114 kWh**. Power output was approximated based on the manufacturer's turbine power curve at 65 m hub height.

Graphs and figures in this report are for **31-day** periods from **January 1-31, 2013**.

Wind Monitoring Method description

The NRG Symphonie data logger is an internet ready, ultra-low power microprocessor-controlled data logging system specifically designed for the wind energy industry. The Symphonie logger has a fixed averaging interval of 10 minutes. Each of the 12 channels' averages, standard deviations, minimum and maximum values are calculated from continuous 2 second data samples. Data intervals are calculated every 10 minutes, time stamped with the beginning time of each interval and written to the MultiMedia Card (MMC) at the top of each hour. Symphonie Data Retriever (SDR) software is then used to process raw data files stored on the computer from an MMC.

Date of receipt of the raw data:

January 31, 2013

Dates of the performance of the monitoring:

January 1-31, 2013

Test description page(s):

Description of wind monitoring items: The 50-m met tower has four "1900 NRG #40C Calibrated Anemometers;" at 50, 40, and 30 meters; two "1904 NRG #200P Wind Direction Vane 10K" at 50 and 40 meters, as well as one "1906-NRG #110S Temperature Sensor with Radiation Shield". Data Symphonie NRG Logger.

| | |
|---------|---|
| Mfg: | NRG Systems |
| Models: | Anemometers: 1900-NRG #40 Wind Direction Vane: 1904-NRG #200P Temperature Sensor: 1906-NRG #110S Data logger: Symphonie NRG Logger |

Conditions of the wind monitoring items: ***Working as specified***

Monitoring dates: January 1-31, 2013

Location of Monitoring: The place is an open space of about 2 acres located approximately 200 yards to the south from the Agricultural Science Center at Clovis's main building complex. There are obstacles (buildings, trees, etc) which can affect both, wind speed or wind direction sampling.

Monitoring Plan Description: The Symphonie logger has a fixed averaging interval of 10 minutes. Each of the 12 channels' averages, standard deviations, minimum and maximum values are calculated from continuous 2 second data samples. Data intervals are calculated every 10 minutes, time stamped with the beginning time of each interval and written to the MultiMedia Card (MMC) at the top of each hour.

This wind monitoring report shall not be reproduced except in full, without written approval of New Mexico State University Agricultural Science Center at Clovis

Site Information:

Project: wind monitoring
 Location: clovis nm
 Elevation: 50

Sensor Information:

1 wind spd1 50m m/s 7 Wind Dir 1 50m
 2 wind spd2 50m m/s 8 Wind Dir 2 40m
 3 wind spd3 40m m/s 9 amb temp C°
 4 wind spd4 30m m/s 10 No SCM Installed
 5 No SCM Installed 11 No SCM Installed
 6 No SCM Installed 12 No SCM Installed

January 2013

Summary Report
 SITE 0001
 NMSU ASC at Clovis

| Channel | 1 | 2 | 3 | 4 | | | 7 | 8 | 9 | | | |
|---------------------------|-------------|-------------|-------------|-------------|-------|-------|--------|--------|------------|-------|-------|-------|
| Height | 50 m | 50 m | 40 m | 30 m | ----- | ----- | 50 m | 40 m | m | ----- | ----- | ----- |
| Units | m/s | m/s | m/s | m/s | ----- | ----- | deg | deg | C° | ----- | ----- | ----- |
| Intervals with Valid Data | 4392 | 4392 | 4392 | 4392 | | | 4392 | 4392 | 4392 | | | |
| Average Filtered Data | 7.81 | 7.6 | 7.41 | 7.01 | | | 266.79 | 266.63 | 2.59 | | | |
| Average for All Data | 7.81 | 7.6 | 7.41 | 7.01 | | | 266.79 | 266.63 | 2.59 | | | |
| Min Interval Average | 0.4 | 0.4 | 0.4 | 0.4 | | | | | -12.3 | | | |
| Date of Min Interval | 1/1/2013 | 1/1/2013 | 1/6/2013 | 1/6/2013 | | | | | 1/1/2013 | | | |
| Time of Min Interval | 3:20:00 AM | 3:20:00 AM | 4:50:00 AM | 5:00:00 AM | | | | | 4:00:00 AM | | | |
| Max Interval Average | 21.4 | 21.6 | 20.9 | 20.3 | | | | | 23.6 | | | |
| Date of Max Interval | 1/11/2013 | 1/11/2013 | 1/11/2013 | 1/11/2013 | | | | | 1/23/2013 | | | |
| Time of Max Interval | 10:40:00 AM | 10:40:00 AM | 10:40:00 AM | 10:40:00 AM | | | | | 1:40:00 PM | | | |
| Average Interval SD | 0.57 | 0.61 | 0.6 | 0.61 | | | 6.06 | 5.52 | 0.07 | | | |
| Min Sample | 0.4 | 0.4 | 0.4 | 0.4 | | | | | -12.5 | | | |
| Date of Min Sample | 1/1/2013 | 1/1/2013 | 1/1/2013 | 1/1/2013 | | | | | 1/1/2013 | | | |
| Time of Min Sample | 3:10:00 AM | 3:10:00 AM | 3:00:00 AM | 2:40:00 AM | | | | | 4:00:00 AM | | | |
| Max Sample | 25.2 | 25.6 | 25.2 | 25.2 | | | | | 24 | | | |
| Date of Max Sample | 1/11/2013 | 1/11/2013 | 1/11/2013 | 1/11/2013 | | | | | 1/23/2013 | | | |
| Time of Max Sample | 10:20:00 AM | 10:40:00 AM | 10:40:00 AM | 10:40:00 AM | | | | | 1:30:00 PM | | | |
| Average Interval TI | 0.09 | 0.1 | 0.1 | 0.1 | | | | | | | | |
| Wind Speed Direction | | | | | | | W | W | | | | |

Site Information:

Project: wind monitoring
Location: clovis nm
Elevation: 50

Sensor on channel 1:

wind spd1 50m m/s
Height: 50 m
Serial #: SN:

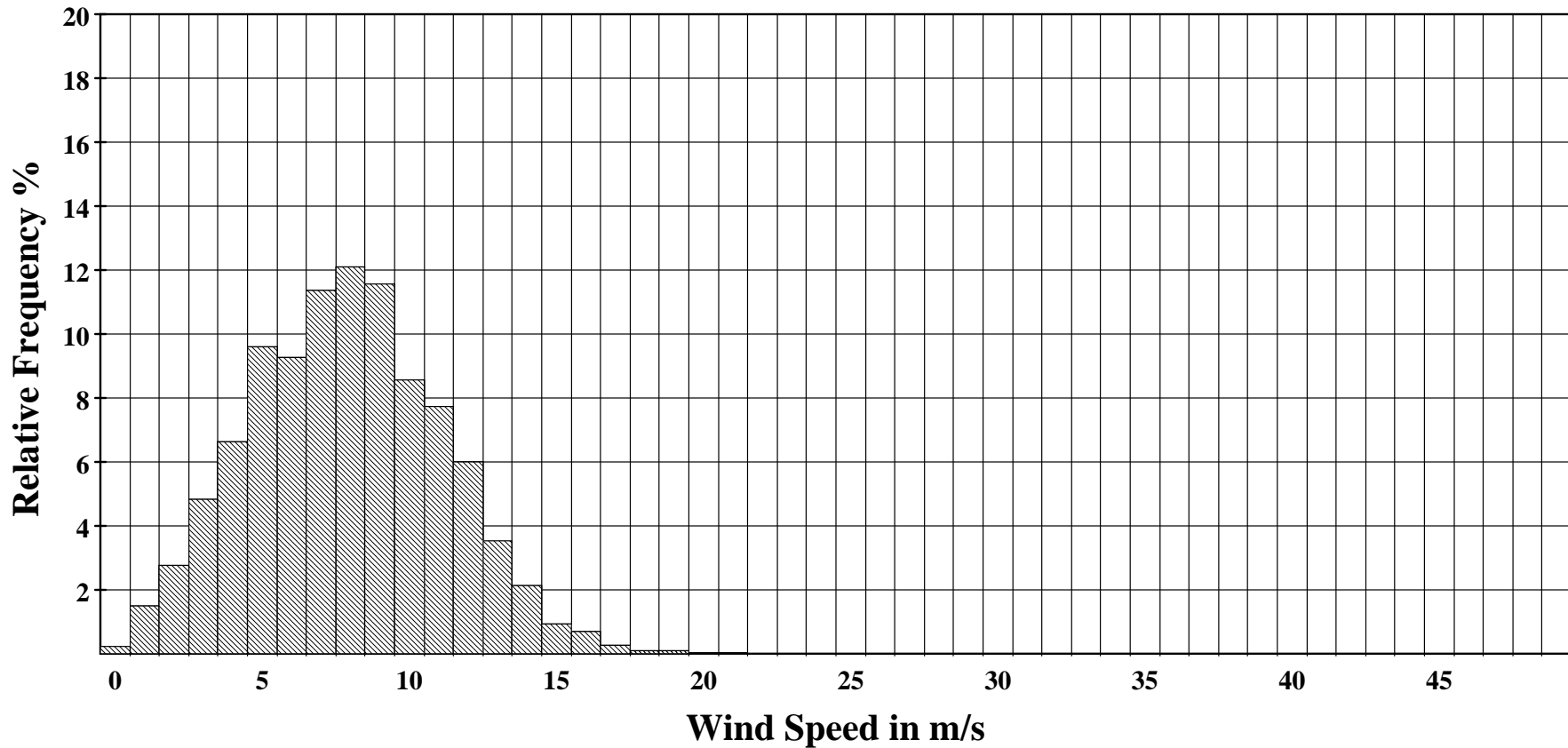
January 2013

Frequency Distribution Ch 1

SITE 0001

NMSU ASC at Clovis

Frequency Distribution



Site Information:

Project: wind monitoring
Location: clovis nm
Elevation: 50

Sensor on channel 1:

wind spd1 50m m/s
Height: 50 m
Serial #: SN:

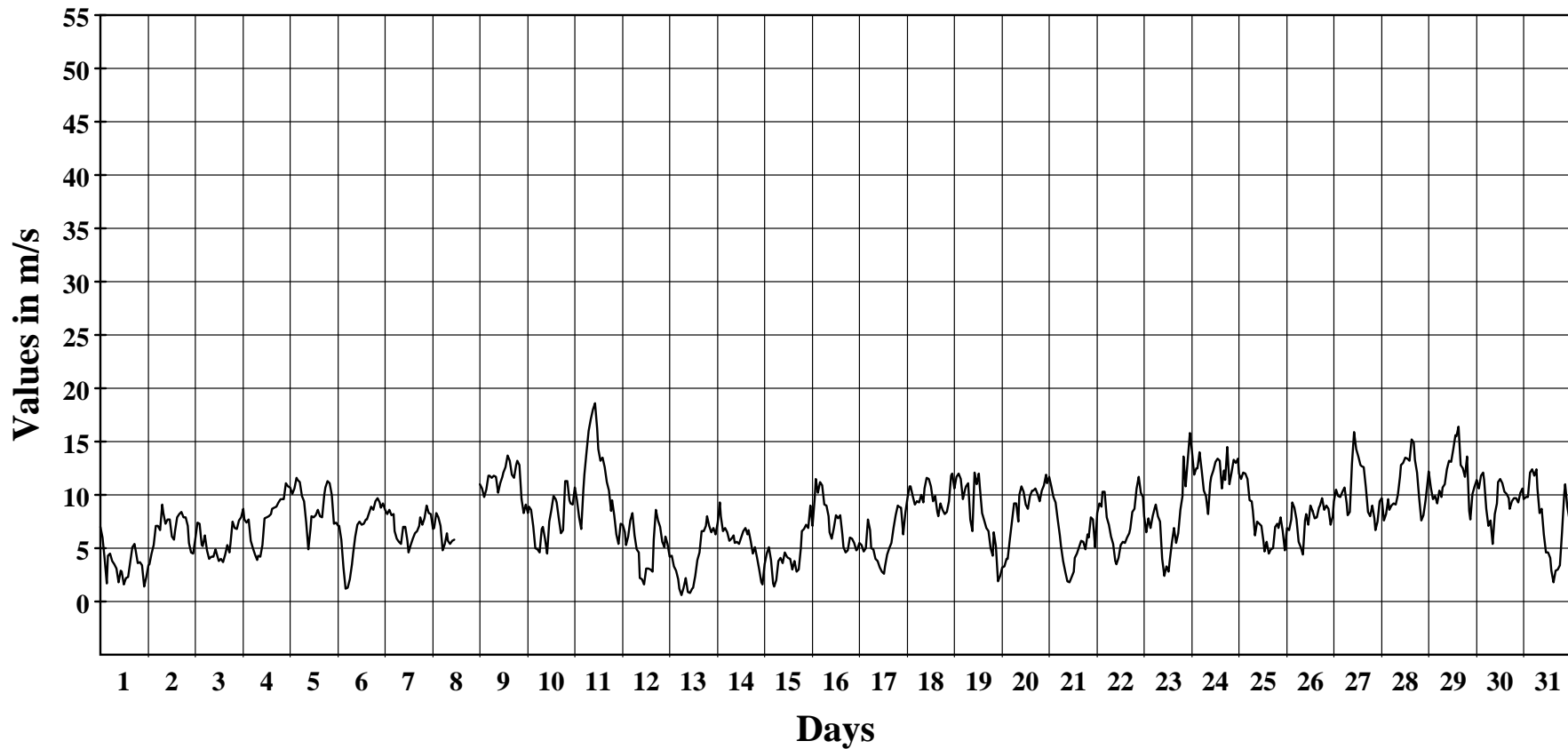
January 2013

Hourly Averages Graph Ch 1

SITE 0001

NMSU ASC at Clovis

Average Hourly Values



Average Value: 7.8

Site Information:

Project: wind monitoring

Location: clovis nm

Elevation: 50

Sensor on channel 1:

wind spd1 50m m/s

Height: 50 m Units: m/s

Serial #: SN:

January 2013**Hourly Averages Table Ch 1**

SITE 0001

NMSU ASC at Clovis

| Day | Hour | | | | | | | | | | | | | | | | | | | | | | | AVG | |
|-----|------|------|------|------|------|------|------|------|------|------|------|------|------|------|------|------|------|------|------|------|------|------|------|------|------|
| | 0 | 1 | 2 | 3 | 4 | 5 | 6 | 7 | 8 | 9 | 10 | 11 | 12 | 13 | 14 | 15 | 16 | 17 | 18 | 19 | 20 | 21 | 22 | | 23 |
| 1 | 7.0 | 6.0 | 4.0 | 1.7 | 4.3 | 4.5 | 3.8 | 3.5 | 3.1 | 1.8 | 2.9 | 2.8 | 1.6 | 2.2 | 2.3 | 3.7 | 5.1 | 5.4 | 4.8 | 3.6 | 3.7 | 3.4 | 1.4 | 2.3 | 3.5 |
| 2 | 3.4 | 3.5 | 4.5 | 5.3 | 7.1 | 7.1 | 6.7 | 9.1 | 8.3 | 7.3 | 7.7 | 7.7 | 6.1 | 5.8 | 6.6 | 7.9 | 8.2 | 8.4 | 7.9 | 7.9 | 7.1 | 5.5 | 4.6 | 4.5 | 6.6 |
| 3 | 5.9 | 7.4 | 7.3 | 5.3 | 5.2 | 6.2 | 4.8 | 4.0 | 4.2 | 4.2 | 4.9 | 4.5 | 3.8 | 4.0 | 3.7 | 4.4 | 5.3 | 4.6 | 5.4 | 7.5 | 6.9 | 6.8 | 7.6 | 7.9 | 5.5 |
| 4 | 8.7 | 7.7 | 7.4 | 7.7 | 5.7 | 5.0 | 4.4 | 3.9 | 4.3 | 4.2 | 5.3 | 7.8 | 7.9 | 8.0 | 8.2 | 8.7 | 8.8 | 8.9 | 9.3 | 9.6 | 9.6 | 9.6 | 11.1 | 10.8 | 7.6 |
| 5 | 10.7 | 10.1 | 10.6 | 11.6 | 11.4 | 11.2 | 9.9 | 9.4 | 7.4 | 4.9 | 6.8 | 8.0 | 7.9 | 8.1 | 8.6 | 8.0 | 7.9 | 10.0 | 10.7 | 11.3 | 11.1 | 10.0 | 7.3 | 7.4 | 9.2 |
| 6 | 7.1 | 7.1 | 5.8 | 3.2 | 1.2 | 1.3 | 2.1 | 3.5 | 4.5 | 6.1 | 7.2 | 7.5 | 7.2 | 7.3 | 7.7 | 7.7 | 8.3 | 8.9 | 8.6 | 9.4 | 9.7 | 9.3 | 8.8 | 9.2 | 6.6 |
| 7 | 8.6 | 8.2 | 8.6 | 8.1 | 8.2 | 6.6 | 5.9 | 5.6 | 5.4 | 7.0 | 7.0 | 5.7 | 4.6 | 5.3 | 5.9 | 6.4 | 6.6 | 7.1 | 7.9 | 7.2 | 7.8 | 9.0 | 8.3 | 8.2 | 7.1 |
| 8 | 6.8 | 6.9 | 8.3 | 7.9 | 7.1 | 4.8 | 5.4 | 6.4 | 5.7 | 5.4 | 5.7 | 5.8 | * | * | * | * | * | * | * | * | * | * | * | * | 6.3 |
| 9 | 11.0 | 10.6 | 9.8 | 10.5 | 11.8 | 11.8 | 11.6 | 11.8 | 11.7 | 10.2 | 11.1 | 11.7 | 12.1 | 12.6 | 13.7 | 13.2 | 11.9 | 11.6 | 12.8 | 13.2 | 12.8 | 9.6 | 8.3 | 9.1 | 11.4 |
| 10 | 8.3 | 8.9 | 8.6 | 7.1 | 5.0 | 4.9 | 4.6 | 6.8 | 7.0 | 5.9 | 4.5 | 7.5 | 8.6 | 9.9 | 9.6 | 9.3 | 7.8 | 6.4 | 6.7 | 11.3 | 11.3 | 9.5 | 9.2 | 9.1 | 7.8 |
| 11 | 10.7 | 9.5 | 7.9 | 6.8 | 10.5 | 11.9 | 14.0 | 16.0 | 17.1 | 18.0 | 18.6 | 16.2 | 14.3 | 13.2 | 13.5 | 12.6 | 11.2 | 10.4 | 8.5 | 9.5 | 8.1 | 6.3 | 5.4 | 7.3 | 11.6 |
| 12 | 7.2 | 6.5 | 5.3 | 6.1 | 7.6 | 8.3 | 6.2 | 4.9 | 4.6 | 2.2 | 2.1 | 1.6 | 3.1 | 3.1 | 3.0 | 2.8 | 5.8 | 8.6 | 7.6 | 7.0 | 5.6 | 5.1 | 6.1 | 5.4 | 5.2 |
| 13 | 4.2 | 4.3 | 3.3 | 2.9 | 2.1 | 1.2 | 0.6 | 1.3 | 2.2 | 0.9 | 0.8 | 1.2 | 1.3 | 2.4 | 3.9 | 4.6 | 6.6 | 6.6 | 7.1 | 8.0 | 7.1 | 6.5 | 6.9 | 6.3 | 3.8 |
| 14 | 7.4 | 9.3 | 8.0 | 6.6 | 6.9 | 6.5 | 5.7 | 5.9 | 6.2 | 5.5 | 5.6 | 5.4 | 6.0 | 6.6 | 6.9 | 6.3 | 6.7 | 5.7 | 4.5 | 5.1 | 4.1 | 3.0 | 1.8 | 1.6 | 5.7 |
| 15 | 3.5 | 4.5 | 5.1 | 3.9 | 1.7 | 1.4 | 2.0 | 3.8 | 4.1 | 3.6 | 4.6 | 4.2 | 4.1 | 4.0 | 3.0 | 3.8 | 2.8 | 3.0 | 5.0 | 6.6 | 6.8 | 7.2 | 6.9 | 9.0 | 4.4 |
| 16 | 7.1 | 9.6 | 11.5 | 10.2 | 11.2 | 10.9 | 9.1 | 9.0 | 8.0 | 6.5 | 5.9 | 6.9 | 8.1 | 7.8 | 8.1 | 6.3 | 5.1 | 4.6 | 4.8 | 6.0 | 5.9 | 5.5 | 4.8 | 4.9 | 7.4 |
| 17 | 5.5 | 5.3 | 4.7 | 5.0 | 7.7 | 6.7 | 5.0 | 4.9 | 4.0 | 3.8 | 3.3 | 2.8 | 2.6 | 3.3 | 4.4 | 5.0 | 5.5 | 6.9 | 8.1 | 9.0 | 8.9 | 8.8 | 6.3 | 8.3 | 5.7 |
| 18 | 9.7 | 10.8 | 10.8 | 9.9 | 9.1 | 9.4 | 9.3 | 10.0 | 9.3 | 10.6 | 11.6 | 11.5 | 10.8 | 9.4 | 9.9 | 8.4 | 8.0 | 9.2 | 8.6 | 8.2 | 8.4 | 9.4 | 11.8 | 12.0 | 9.8 |
| 19 | 10.6 | 11.7 | 12.0 | 11.5 | 9.6 | 10.5 | 10.8 | 11.1 | 7.7 | 6.6 | 12.1 | 11.0 | 12.0 | 10.6 | 8.3 | 7.6 | 6.9 | 6.6 | 5.0 | 4.3 | 6.5 | 5.2 | 1.9 | 2.4 | 8.4 |
| 20 | 3.2 | 3.3 | 4.0 | 4.0 | 5.8 | 7.5 | 9.2 | 9.2 | 7.5 | 10.0 | 10.8 | 10.3 | 9.1 | 8.7 | 9.9 | 10.4 | 10.4 | 10.6 | 10.1 | 9.4 | 10.4 | 10.9 | 11.9 | 11.1 | 8.6 |
| 21 | 11.7 | 10.8 | 9.8 | 9.3 | 7.7 | 6.2 | 5.2 | 3.8 | 2.8 | 1.9 | 1.8 | 2.3 | 2.8 | 4.1 | 4.5 | 5.1 | 5.7 | 5.6 | 4.9 | 6.3 | 6.0 | 7.9 | 7.7 | 5.1 | 5.8 |
| 22 | 8.3 | 9.3 | 8.9 | 10.3 | 10.3 | 7.9 | 7.2 | 6.1 | 5.4 | 3.8 | 3.5 | 4.1 | 5.3 | 5.6 | 5.5 | 6.0 | 6.4 | 6.8 | 8.4 | 8.7 | 10.6 | 11.7 | 10.2 | 9.8 | 7.5 |
| 23 | 8.0 | 6.5 | 7.8 | 6.9 | 8.0 | 8.8 | 9.1 | 8.0 | 7.5 | 4.0 | 2.4 | 3.3 | 2.8 | 3.8 | 5.5 | 6.9 | 5.5 | 6.4 | 8.6 | 9.9 | 13.6 | 10.8 | 13.3 | 15.8 | 7.6 |
| 24 | 14.0 | 11.9 | 12.5 | 12.5 | 14.0 | 12.3 | 10.4 | 9.9 | 8.2 | 11.1 | 11.7 | 12.3 | 13.1 | 13.4 | 13.2 | 10.6 | 12.3 | 11.4 | 14.5 | 11.0 | 12.1 | 13.3 | 13.0 | 13.4 | 12.2 |
| 25 | 12.0 | 11.5 | 12.1 | 12.0 | 11.5 | 9.5 | 9.4 | 8.5 | 6.2 | 7.5 | 7.3 | 7.1 | 5.6 | 4.7 | 5.6 | 4.5 | 4.9 | 5.0 | 7.0 | 7.3 | 6.9 | 7.9 | 6.6 | 4.8 | 7.7 |
| 26 | 6.9 | 6.7 | 7.7 | 9.3 | 8.8 | 7.7 | 5.6 | 5.1 | 4.4 | 7.6 | 8.2 | 7.2 | 9.0 | 8.5 | 7.8 | 7.9 | 8.8 | 9.0 | 9.7 | 8.6 | 9.0 | 8.7 | 7.2 | 8.0 | 7.8 |
| 27 | 9.4 | 10.5 | 9.9 | 9.8 | 10.3 | 10.7 | 9.2 | 8.1 | 8.4 | 12.9 | 15.9 | 14.3 | 13.6 | 12.8 | 12.7 | 12.6 | 10.7 | 8.4 | 8.0 | 9.0 | 7.8 | 6.7 | 7.5 | 9.4 | 10.4 |
| 28 | 9.7 | 7.6 | 8.2 | 9.6 | 8.6 | 9.0 | 9.2 | 9.1 | 10.0 | 11.7 | 12.8 | 13.0 | 13.5 | 13.4 | 13.3 | 15.2 | 14.9 | 13.3 | 12.1 | 9.7 | 7.6 | 8.1 | 9.5 | 11.3 | 10.8 |
| 29 | 12.2 | 10.7 | 9.6 | 9.9 | 9.2 | 10.4 | 9.8 | 10.7 | 11.0 | 12.4 | 13.3 | 13.1 | 14.3 | 15.6 | 15.5 | 16.4 | 12.8 | 12.5 | 11.7 | 13.6 | 8.5 | 7.7 | 10.1 | 10.8 | 11.7 |
| 30 | 11.4 | 10.6 | 11.8 | 12.1 | 11.4 | 8.7 | 7.1 | 7.6 | 5.4 | 8.2 | 9.2 | 11.2 | 11.5 | 11.1 | 10.3 | 10.1 | 9.7 | 8.7 | 9.4 | 9.7 | 9.7 | 9.3 | 10.2 | 10.6 | 9.8 |
| 31 | 9.6 | 9.8 | 9.8 | 12.1 | 12.4 | 11.8 | 12.4 | 10.6 | 8.3 | 8.7 | 6.3 | 4.6 | 4.6 | 4.1 | 2.9 | 1.8 | 2.9 | 3.0 | 3.4 | 6.5 | 10.0 | 11.0 | 8.9 | 7.7 | 7.6 |
| AVG | 8.4 | 8.3 | 8.2 | 8.0 | 8.1 | 7.8 | 7.3 | 7.3 | 6.8 | 6.9 | 7.4 | 7.5 | 7.6 | 7.6 | 7.8 | 7.8 | 7.8 | 7.8 | 8.0 | 8.5 | 8.5 | 8.1 | 7.8 | 8.1 | 7.8 |

Site Information:

Project: wind monitoring
Location: clovis nm
Elevation: 50

Sensor on channel 2:

wind spd2 50m m/s
Height: 50 m
Serial #: SN:

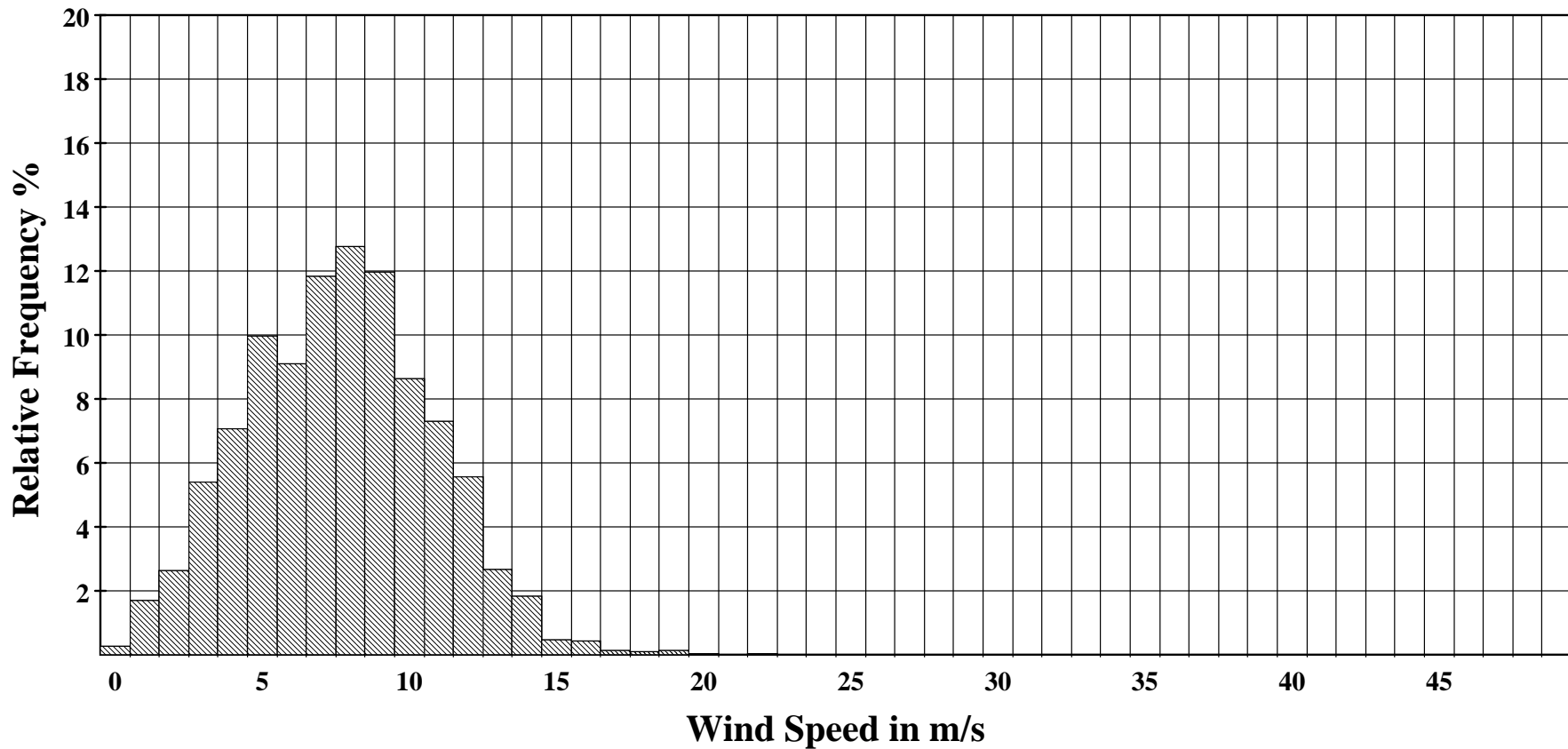
January 2013

Frequency Distribution Ch 2

SITE 0001

NMSU ASC at Clovis

Frequency Distribution



Site Information:

Project: wind monitoring
Location: clovis nm
Elevation: 50

Sensor on channel 2:

wind spd2 50m m/s
Height: 50 m
Serial #: SN:

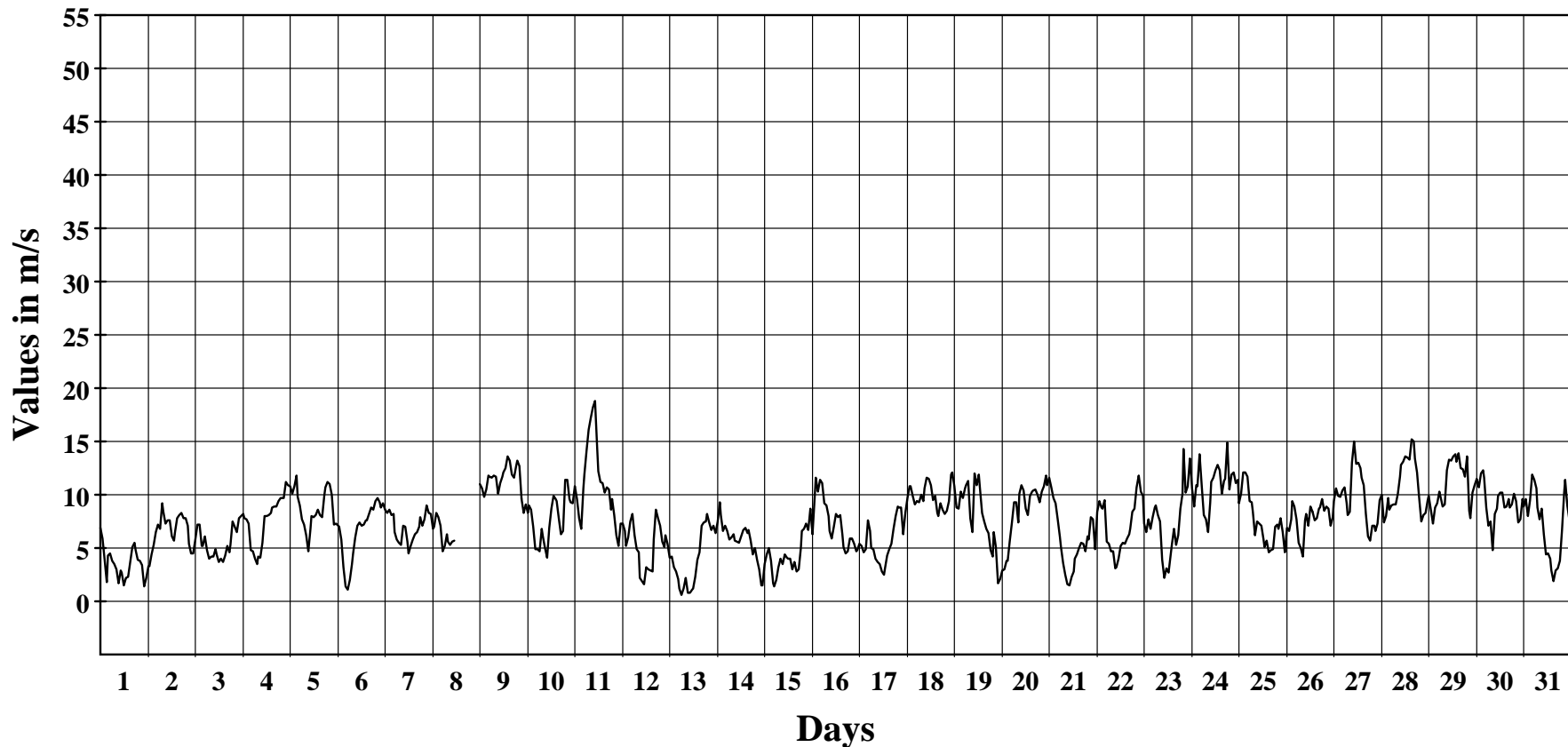
January 2013

Hourly Averages Graph Ch 2

SITE 0001

NMSU ASC at Clovis

Average Hourly Values



Average Value: 7.6

Site Information:

Project: wind monitoring

Location: clovis nm

Elevation: 50

Sensor on channel 2:

wind spd2 50m m/s

Height: 50 m Units: m/s

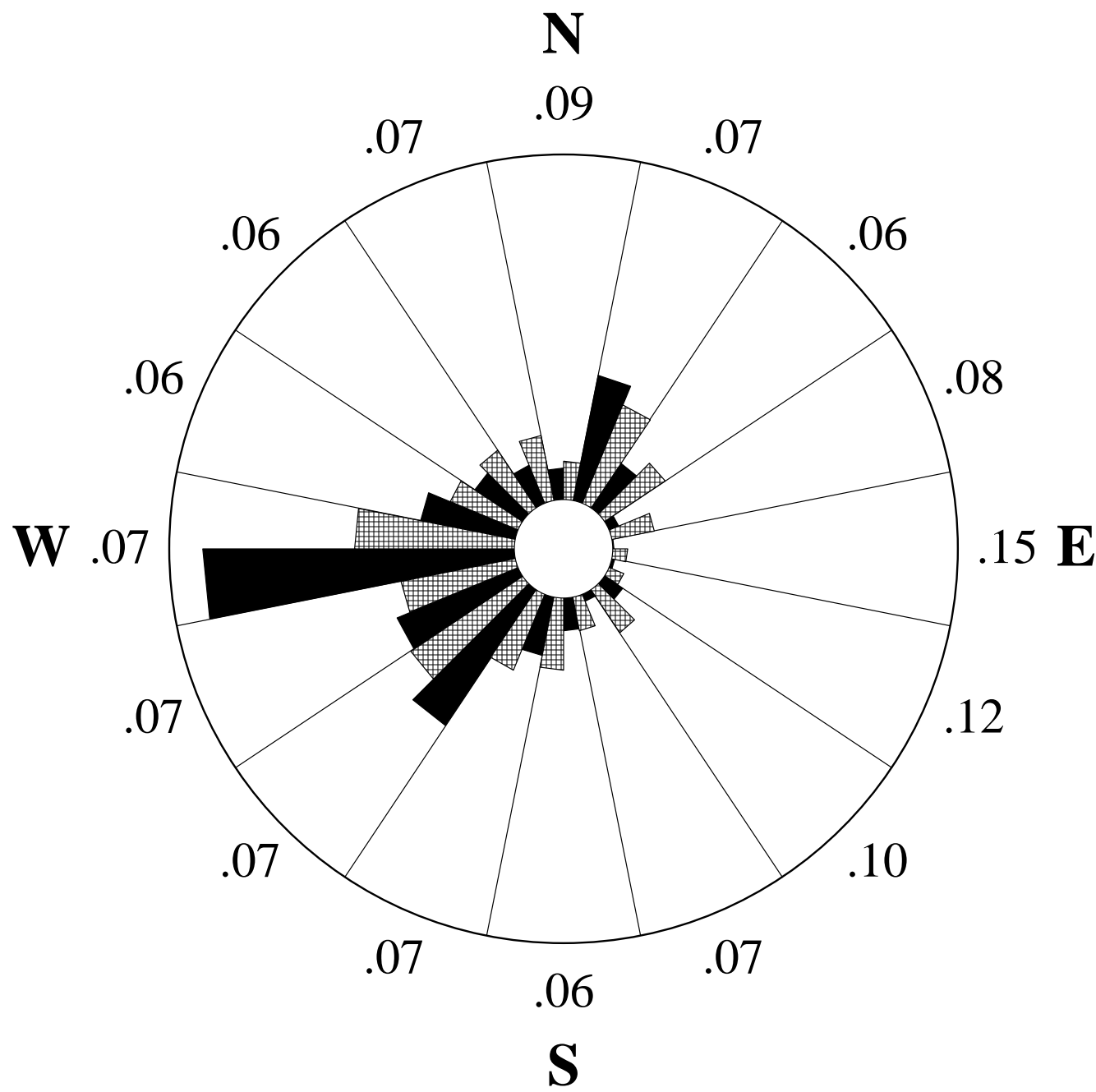
Serial #: SN:

January 2013**Hourly Averages Table Ch 2**

SITE 0001

NMSU ASC at Clovis

| Day | Hour | | | | | | | | | | | | | | | | | | | | | | | AVG | |
|-----|------|------|------|------|------|------|------|------|------|------|------|------|------|------|------|------|------|------|------|------|------|------|------|------|------|
| | 0 | 1 | 2 | 3 | 4 | 5 | 6 | 7 | 8 | 9 | 10 | 11 | 12 | 13 | 14 | 15 | 16 | 17 | 18 | 19 | 20 | 21 | 22 | | 23 |
| 1 | 6.9 | 5.9 | 3.9 | 1.8 | 4.3 | 4.5 | 3.8 | 3.5 | 3.0 | 1.7 | 2.9 | 2.7 | 1.5 | 2.2 | 2.3 | 3.7 | 5.1 | 5.5 | 4.8 | 3.9 | 3.8 | 3.4 | 1.4 | 2.3 | 3.5 |
| 2 | 3.3 | 3.3 | 4.4 | 5.3 | 6.5 | 7.2 | 6.8 | 9.2 | 8.4 | 7.3 | 7.6 | 7.6 | 6.1 | 5.7 | 6.5 | 7.8 | 8.1 | 8.3 | 7.8 | 7.8 | 7.1 | 5.4 | 4.5 | 4.5 | 6.5 |
| 3 | 5.8 | 7.3 | 7.2 | 5.2 | 5.2 | 6.1 | 4.8 | 4.0 | 4.2 | 4.2 | 4.9 | 4.4 | 3.7 | 4.0 | 3.7 | 4.3 | 5.2 | 4.6 | 5.3 | 7.5 | 7.0 | 6.5 | 7.8 | 8.0 | 5.5 |
| 4 | 8.2 | 7.8 | 7.7 | 7.3 | 4.8 | 4.7 | 4.0 | 3.5 | 4.2 | 4.1 | 5.5 | 8.0 | 8.0 | 8.1 | 8.3 | 8.8 | 8.9 | 8.9 | 9.4 | 9.7 | 9.7 | 9.7 | 11.2 | 10.9 | 7.6 |
| 5 | 10.8 | 10.1 | 10.8 | 11.8 | 9.8 | 9.0 | 7.7 | 7.2 | 6.2 | 4.7 | 6.8 | 8.0 | 7.9 | 8.1 | 8.6 | 8.1 | 7.9 | 9.9 | 10.7 | 11.2 | 11.0 | 10.0 | 7.2 | 7.3 | 8.8 |
| 6 | 7.1 | 7.0 | 5.8 | 3.2 | 1.4 | 1.1 | 2.0 | 3.5 | 4.5 | 6.0 | 7.1 | 7.4 | 7.1 | 7.2 | 7.6 | 7.6 | 8.2 | 8.8 | 8.6 | 9.4 | 9.7 | 9.3 | 8.8 | 9.2 | 6.6 |
| 7 | 8.6 | 8.3 | 8.6 | 8.1 | 8.2 | 6.5 | 5.8 | 5.5 | 5.3 | 7.1 | 7.0 | 5.6 | 4.5 | 5.2 | 5.8 | 6.3 | 6.5 | 7.0 | 7.9 | 7.1 | 7.7 | 9.0 | 8.3 | 8.2 | 7.0 |
| 8 | 6.8 | 7.0 | 8.3 | 7.9 | 7.1 | 4.7 | 5.3 | 6.3 | 5.6 | 5.3 | 5.6 | 5.7 | * | * | * | * | * | * | * | * | * | * | * | * | 6.3 |
| 9 | 11.0 | 10.6 | 9.8 | 10.5 | 11.8 | 11.7 | 11.6 | 11.8 | 11.7 | 10.1 | 11.1 | 11.7 | 12.1 | 12.5 | 13.6 | 13.2 | 11.9 | 11.6 | 12.7 | 13.2 | 12.7 | 9.6 | 8.3 | 9.1 | 11.4 |
| 10 | 8.3 | 9.0 | 8.6 | 7.0 | 4.9 | 4.9 | 4.7 | 6.8 | 6.1 | 5.0 | 4.1 | 6.9 | 8.7 | 9.9 | 9.6 | 9.4 | 7.8 | 6.3 | 6.6 | 11.4 | 11.4 | 9.6 | 9.3 | 9.2 | 7.7 |
| 11 | 10.8 | 9.6 | 7.8 | 6.8 | 10.6 | 11.9 | 14.1 | 16.1 | 17.2 | 18.2 | 18.8 | 14.4 | 12.2 | 11.3 | 11.1 | 10.2 | 10.7 | 10.5 | 8.6 | 9.6 | 8.1 | 6.2 | 5.2 | 7.3 | 11.1 |
| 12 | 7.3 | 6.6 | 5.2 | 6.0 | 7.5 | 8.2 | 6.2 | 4.9 | 4.6 | 2.2 | 1.9 | 1.6 | 3.2 | 3.0 | 2.9 | 2.8 | 5.8 | 8.6 | 7.8 | 7.1 | 5.6 | 5.1 | 6.2 | 5.4 | 5.2 |
| 13 | 4.1 | 4.2 | 3.2 | 2.8 | 2.1 | 1.2 | 0.6 | 1.2 | 2.2 | 0.8 | 0.8 | 1.1 | 1.2 | 2.3 | 3.9 | 4.6 | 7.1 | 7.4 | 7.5 | 8.2 | 7.4 | 6.7 | 7.1 | 6.4 | 3.9 |
| 14 | 7.5 | 9.3 | 8.1 | 6.6 | 7.1 | 6.6 | 5.8 | 6.0 | 6.3 | 5.7 | 5.6 | 5.5 | 6.1 | 6.7 | 6.9 | 6.4 | 6.7 | 5.7 | 4.4 | 5.0 | 3.9 | 3.0 | 1.5 | 1.5 | 5.7 |
| 15 | 3.5 | 4.4 | 5.0 | 3.8 | 1.7 | 1.4 | 2.0 | 3.2 | 4.0 | 3.5 | 4.4 | 4.1 | 4.0 | 4.0 | 3.0 | 3.7 | 2.8 | 3.0 | 5.0 | 6.6 | 6.8 | 7.3 | 6.7 | 8.7 | 4.3 |
| 16 | 6.3 | 9.7 | 11.6 | 10.3 | 11.4 | 11.1 | 9.2 | 9.0 | 8.0 | 6.6 | 5.9 | 7.0 | 8.2 | 7.9 | 8.1 | 6.3 | 5.1 | 4.5 | 4.7 | 5.9 | 5.9 | 5.4 | 4.7 | 4.8 | 7.4 |
| 17 | 5.4 | 5.2 | 4.6 | 4.9 | 7.6 | 6.6 | 5.0 | 4.9 | 4.0 | 3.7 | 3.5 | 2.8 | 2.5 | 3.1 | 4.3 | 4.9 | 5.4 | 6.8 | 8.0 | 8.9 | 8.8 | 8.8 | 6.3 | 8.3 | 5.6 |
| 18 | 9.7 | 10.8 | 10.8 | 9.9 | 9.1 | 9.4 | 9.3 | 10.0 | 9.4 | 10.6 | 11.6 | 11.5 | 10.9 | 9.5 | 9.9 | 8.3 | 8.0 | 9.2 | 8.6 | 8.2 | 8.5 | 9.4 | 11.9 | 12.1 | 9.8 |
| 19 | 10.8 | 8.8 | 8.7 | 10.3 | 9.7 | 10.6 | 10.9 | 11.3 | 7.8 | 6.5 | 12.0 | 10.9 | 11.9 | 10.6 | 8.3 | 7.5 | 6.8 | 6.4 | 4.8 | 4.2 | 6.5 | 5.1 | 1.7 | 2.1 | 8.1 |
| 20 | 2.9 | 3.0 | 3.8 | 3.8 | 5.7 | 7.4 | 9.3 | 9.3 | 7.4 | 10.1 | 10.9 | 10.4 | 8.7 | 8.1 | 9.9 | 10.3 | 10.4 | 10.5 | 10.0 | 9.3 | 10.3 | 10.8 | 11.8 | 10.9 | 8.5 |
| 21 | 11.6 | 10.7 | 9.7 | 9.3 | 7.7 | 6.1 | 5.1 | 3.6 | 2.5 | 1.6 | 1.5 | 2.3 | 2.8 | 4.0 | 4.4 | 5.0 | 5.5 | 5.4 | 4.7 | 6.1 | 5.8 | 7.9 | 7.7 | 4.9 | 5.7 |
| 22 | 8.4 | 9.4 | 8.8 | 8.7 | 9.5 | 5.6 | 5.4 | 4.7 | 4.7 | 3.1 | 3.2 | 4.0 | 5.2 | 5.5 | 5.4 | 5.9 | 6.3 | 6.8 | 8.4 | 8.7 | 10.7 | 11.8 | 10.3 | 9.9 | 7.1 |
| 23 | 7.3 | 6.5 | 7.7 | 6.8 | 7.9 | 8.8 | 9.0 | 8.1 | 7.5 | 3.9 | 2.2 | 3.1 | 2.7 | 3.6 | 5.3 | 6.8 | 5.3 | 6.2 | 8.7 | 10.1 | 14.3 | 10.2 | 10.8 | 13.4 | 7.3 |
| 24 | 10.6 | 8.9 | 10.9 | 10.8 | 13.8 | 10.9 | 8.1 | 7.7 | 6.5 | 9.3 | 11.2 | 11.6 | 12.3 | 12.8 | 12.3 | 10.1 | 11.3 | 11.5 | 14.9 | 10.5 | 11.9 | 12.1 | 11.1 | 11.4 | 10.9 |
| 25 | 9.2 | 10.1 | 12.1 | 12.1 | 11.7 | 9.4 | 9.3 | 8.4 | 6.2 | 7.5 | 7.3 | 7.1 | 5.8 | 5.1 | 5.7 | 4.6 | 4.8 | 4.9 | 7.0 | 7.2 | 6.8 | 7.8 | 6.5 | 4.6 | 7.5 |
| 26 | 6.9 | 6.6 | 7.7 | 9.4 | 8.9 | 7.7 | 5.5 | 5.0 | 4.2 | 7.6 | 8.2 | 7.1 | 8.9 | 8.4 | 7.6 | 7.8 | 8.7 | 8.8 | 9.6 | 8.5 | 8.9 | 8.7 | 7.1 | 7.9 | 7.7 |
| 27 | 9.4 | 10.6 | 9.9 | 9.8 | 10.4 | 10.7 | 9.2 | 8.1 | 8.4 | 13.0 | 15.0 | 12.9 | 13.0 | 12.5 | 11.6 | 10.9 | 8.2 | 6.1 | 5.7 | 7.1 | 7.1 | 6.6 | 7.3 | 9.5 | 9.7 |
| 28 | 10.0 | 7.4 | 8.0 | 9.7 | 8.6 | 9.0 | 9.1 | 9.1 | 10.1 | 11.7 | 12.8 | 13.1 | 13.6 | 13.5 | 13.3 | 15.2 | 15.0 | 13.4 | 12.1 | 9.7 | 7.5 | 8.1 | 8.3 | 9.5 | 10.7 |
| 29 | 9.9 | 8.6 | 7.3 | 8.8 | 9.2 | 10.3 | 9.4 | 8.9 | 9.1 | 12.3 | 13.3 | 13.2 | 13.6 | 13.8 | 13.1 | 13.9 | 12.5 | 12.4 | 11.7 | 13.6 | 8.5 | 7.8 | 10.2 | 10.9 | 10.9 |
| 30 | 11.5 | 10.7 | 12.0 | 12.3 | 11.6 | 8.8 | 7.1 | 7.5 | 4.8 | 8.2 | 8.7 | 9.9 | 10.2 | 10.2 | 8.8 | 8.9 | 9.6 | 8.8 | 9.1 | 10.1 | 9.4 | 7.4 | 7.7 | 9.6 | 9.3 |
| 31 | 8.9 | 9.6 | 8.0 | 9.5 | 11.9 | 11.4 | 10.6 | 8.8 | 7.7 | 8.7 | 6.3 | 4.4 | 4.5 | 4.0 | 2.9 | 1.9 | 2.9 | 3.1 | 3.8 | 6.7 | 10.2 | 11.4 | 9.0 | 7.6 | 7.2 |
| AVG | 8.0 | 8.0 | 7.9 | 7.7 | 8.0 | 7.5 | 7.0 | 7.0 | 6.5 | 6.8 | 7.3 | 7.3 | 7.4 | 7.4 | 7.5 | 7.5 | 7.6 | 7.7 | 8.0 | 8.4 | 8.4 | 8.0 | 7.5 | 7.9 | 7.6 |



January 2013

Wind Rose Ch 1, 7

SITE 0001

NMSU ASC at Clovis

Site Information:

Project: wind monitoring

Location: clovis nm

Elevation: 50

Anemometer on channel 1:

wind spd1 50m m/s

Height: 50 m

Serial #: SN:

Vane on channel 7:

Wind Dir 1 50m

Height: 50 m


Serial #: SN:

Outer Numbers are Average TIs
for speeds greater than 4.5 m/s

Inner Circle = 0%

Outer Circle = 30%

 Percent of Total Wind Energy

 Percent of Total Time

Site Information:

Project: wind monitoring
Location: clovis nm
Elevation: 50

Sensor on channel 3:

wind spd3 40m m/s
Height: 40 m
Serial #: SN:

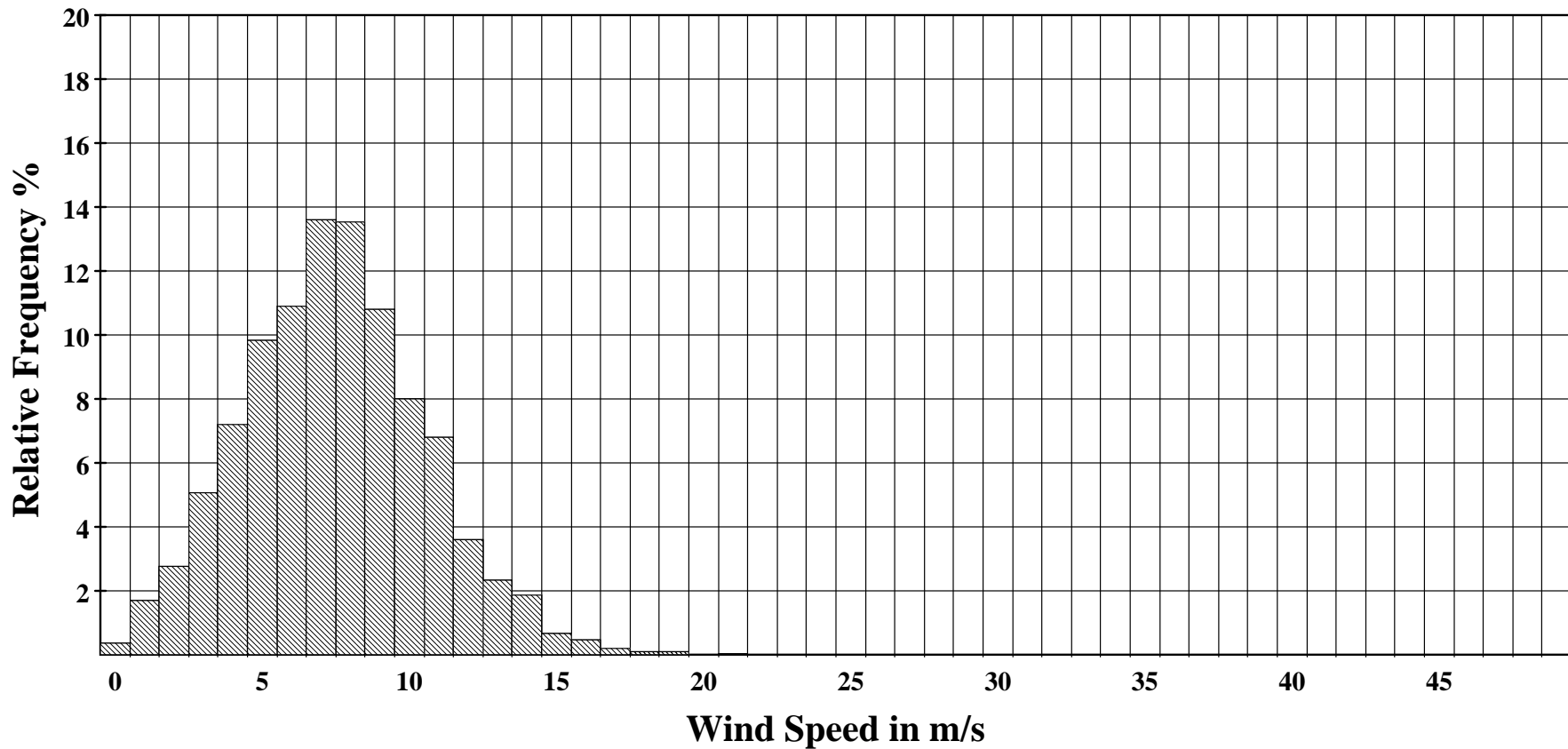
January 2013

Frequency Distribution Ch 3

SITE 0001

NMSU ASC at Clovis

Frequency Distribution



Site Information:

Project: wind monitoring
Location: clovis nm
Elevation: 50

Sensor on channel 3:

wind spd3 40m m/s
Height: 40 m
Serial #: SN:

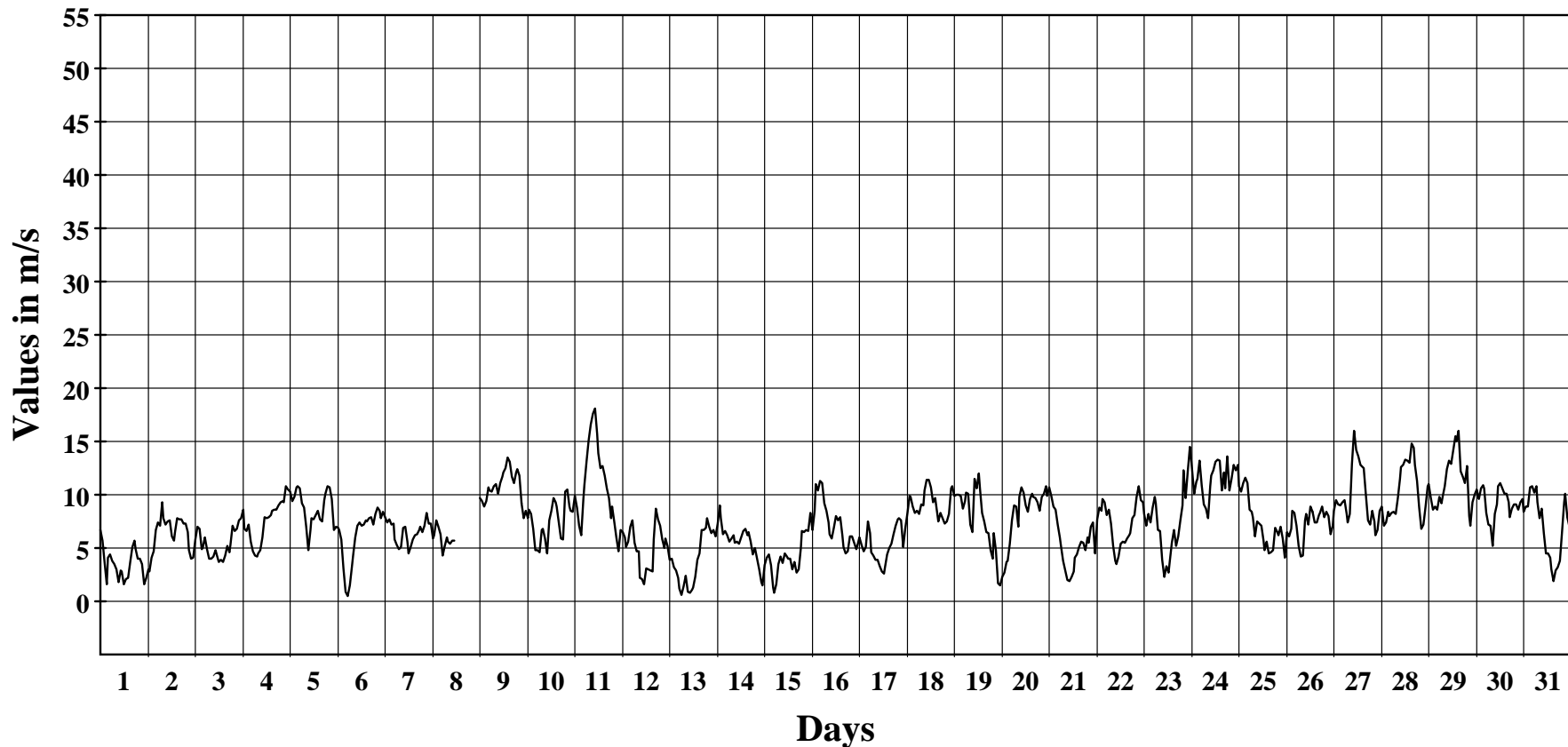
January 2013

Hourly Averages Graph Ch 3

SITE 0001

NMSU ASC at Clovis

Average Hourly Values



Average Value: 7.4

Site Information:

Project: wind monitoring

Location: clovis nm

Elevation: 50

Sensor on channel 3:

wind spd3 40m m/s

Height: 40 m Units: m/s

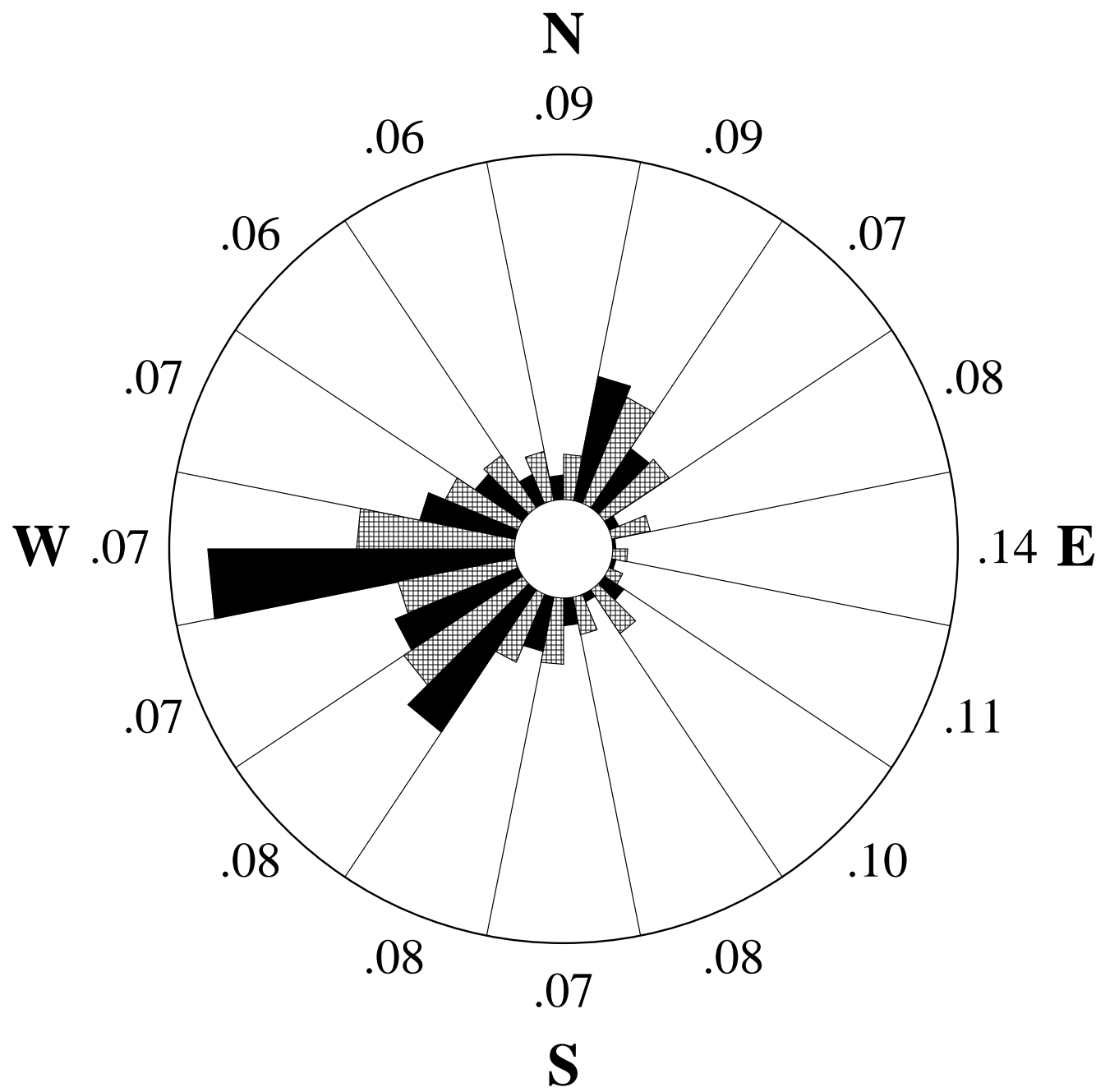
Serial #: SN:

January 2013**Hourly Averages Table Ch 3**

SITE 0001

NMSU ASC at Clovis

| Day | Hour | | | | | | | | | | | | | | | | | | | | | | | AVG | |
|-----|------|------|------|------|------|------|------|------|------|------|------|------|------|------|------|------|------|------|------|------|------|------|------|------|------|
| | 0 | 1 | 2 | 3 | 4 | 5 | 6 | 7 | 8 | 9 | 10 | 11 | 12 | 13 | 14 | 15 | 16 | 17 | 18 | 19 | 20 | 21 | 22 | | 23 |
| 1 | 6.7 | 5.7 | 3.6 | 1.6 | 4.1 | 4.4 | 3.8 | 3.5 | 3.0 | 1.8 | 2.9 | 2.8 | 1.6 | 2.1 | 2.2 | 3.7 | 5.1 | 5.7 | 4.9 | 4.0 | 4.0 | 3.5 | 1.6 | 2.2 | 3.5 |
| 2 | 3.0 | 2.8 | 4.1 | 4.7 | 6.7 | 7.4 | 7.1 | 9.3 | 7.8 | 7.2 | 7.5 | 7.6 | 6.1 | 5.7 | 6.5 | 7.8 | 7.7 | 7.7 | 7.3 | 7.3 | 6.5 | 4.8 | 4.0 | 4.1 | 6.3 |
| 3 | 5.8 | 7.0 | 6.8 | 4.9 | 5.0 | 6.0 | 4.9 | 4.0 | 4.0 | 4.2 | 4.8 | 4.4 | 3.7 | 3.9 | 3.7 | 4.3 | 5.2 | 4.6 | 5.3 | 7.1 | 6.6 | 6.8 | 7.6 | 7.8 | 5.3 |
| 4 | 8.6 | 6.8 | 6.6 | 7.2 | 5.6 | 4.7 | 4.3 | 4.2 | 4.5 | 4.8 | 6.0 | 7.9 | 7.8 | 7.9 | 8.1 | 8.5 | 8.6 | 8.6 | 9.0 | 9.3 | 9.4 | 9.3 | 10.8 | 10.5 | 7.5 |
| 5 | 10.3 | 9.4 | 9.8 | 10.7 | 10.8 | 10.6 | 9.2 | 8.8 | 7.0 | 4.8 | 6.7 | 7.8 | 7.7 | 8.1 | 8.5 | 7.7 | 7.5 | 9.5 | 10.1 | 10.8 | 10.7 | 9.6 | 6.7 | 7.0 | 8.7 |
| 6 | 6.9 | 6.7 | 5.8 | 3.1 | 0.9 | 0.5 | 1.5 | 3.3 | 4.3 | 6.0 | 7.1 | 7.4 | 7.1 | 7.2 | 7.6 | 7.5 | 7.8 | 7.9 | 7.3 | 8.2 | 8.8 | 8.5 | 7.8 | 8.4 | 6.1 |
| 7 | 7.9 | 7.4 | 7.7 | 7.2 | 7.3 | 5.8 | 5.3 | 4.9 | 5.1 | 6.9 | 7.0 | 5.6 | 4.5 | 5.1 | 5.8 | 6.2 | 6.3 | 6.7 | 7.0 | 6.5 | 7.1 | 8.3 | 7.3 | 7.3 | 6.5 |
| 8 | 5.9 | 6.2 | 7.6 | 7.0 | 6.3 | 4.3 | 5.2 | 6.0 | 5.6 | 5.4 | 5.7 | 5.7 | * | * | * | * | * | * | * | * | * | * | * | * | 5.9 |
| 9 | 9.7 | 9.4 | 8.9 | 9.4 | 10.7 | 10.4 | 10.3 | 10.8 | 11.0 | 10.1 | 11.1 | 11.7 | 12.1 | 12.5 | 13.5 | 13.1 | 11.7 | 11.1 | 12.1 | 12.4 | 11.8 | 9.2 | 7.8 | 8.5 | 10.8 |
| 10 | 7.8 | 8.6 | 8.2 | 6.8 | 4.8 | 4.8 | 4.6 | 6.7 | 6.8 | 5.9 | 4.5 | 7.6 | 8.5 | 9.7 | 9.3 | 8.9 | 7.4 | 5.9 | 5.8 | 10.3 | 10.5 | 8.9 | 8.5 | 8.4 | 7.5 |
| 11 | 9.9 | 8.8 | 7.1 | 6.2 | 9.6 | 10.9 | 13.1 | 15.1 | 16.6 | 17.6 | 18.1 | 15.7 | 13.9 | 12.5 | 12.7 | 11.8 | 10.6 | 9.7 | 7.8 | 8.9 | 7.5 | 6.0 | 4.7 | 6.7 | 10.9 |
| 12 | 6.5 | 6.0 | 5.1 | 5.6 | 7.0 | 7.6 | 5.5 | 4.7 | 4.7 | 2.2 | 2.1 | 1.6 | 3.1 | 3.0 | 2.9 | 2.8 | 5.8 | 8.7 | 7.7 | 7.1 | 5.8 | 5.0 | 5.9 | 5.2 | 5.1 |
| 13 | 3.9 | 4.0 | 3.2 | 2.9 | 2.2 | 1.2 | 0.6 | 1.4 | 2.4 | 0.9 | 0.8 | 1.1 | 1.3 | 2.3 | 3.9 | 4.5 | 6.7 | 6.7 | 6.9 | 7.8 | 7.0 | 6.4 | 6.7 | 6.1 | 3.8 |
| 14 | 7.3 | 9.0 | 7.8 | 6.3 | 6.6 | 6.2 | 5.6 | 5.9 | 6.2 | 5.5 | 5.6 | 5.4 | 6.0 | 6.6 | 6.8 | 6.3 | 6.5 | 5.6 | 4.4 | 5.0 | 4.0 | 3.0 | 1.8 | 1.5 | 5.6 |
| 15 | 3.4 | 4.1 | 4.4 | 3.4 | 1.3 | 0.8 | 1.6 | 3.5 | 4.2 | 3.6 | 4.5 | 4.2 | 4.0 | 4.0 | 3.0 | 3.7 | 2.7 | 3.0 | 5.0 | 6.6 | 6.5 | 6.7 | 6.6 | 8.3 | 4.1 |
| 16 | 6.7 | 8.5 | 11.0 | 10.4 | 11.3 | 11.1 | 9.2 | 8.5 | 7.4 | 6.3 | 5.9 | 6.9 | 8.0 | 7.6 | 7.9 | 6.2 | 5.1 | 4.5 | 4.7 | 6.1 | 6.1 | 5.5 | 4.9 | 5.2 | 7.3 |
| 17 | 6.0 | 5.3 | 4.7 | 5.1 | 7.5 | 6.4 | 4.6 | 4.3 | 3.9 | 3.9 | 3.3 | 2.8 | 2.6 | 3.2 | 4.4 | 5.0 | 5.4 | 6.3 | 7.1 | 7.7 | 7.8 | 7.6 | 5.1 | 6.9 | 5.3 |
| 18 | 8.3 | 9.9 | 9.8 | 8.9 | 8.3 | 8.5 | 8.2 | 9.1 | 9.0 | 10.4 | 11.4 | 11.4 | 10.7 | 9.3 | 9.7 | 8.2 | 7.5 | 8.3 | 7.8 | 7.3 | 7.5 | 8.2 | 10.6 | 10.8 | 9.1 |
| 19 | 9.9 | 10.0 | 10.0 | 9.9 | 8.7 | 9.4 | 10.2 | 10.1 | 7.2 | 6.5 | 11.5 | 10.6 | 12.0 | 10.6 | 8.3 | 7.5 | 6.5 | 6.4 | 4.8 | 4.0 | 6.4 | 4.8 | 1.7 | 1.5 | 7.8 |
| 20 | 2.3 | 2.7 | 3.7 | 3.8 | 5.4 | 7.6 | 9.0 | 8.9 | 7.0 | 9.8 | 10.7 | 10.2 | 9.0 | 8.4 | 9.6 | 10.1 | 9.8 | 9.7 | 9.3 | 8.5 | 9.8 | 10.1 | 10.8 | 9.9 | 8.2 |
| 21 | 10.7 | 9.9 | 8.9 | 8.6 | 7.2 | 6.0 | 5.2 | 3.8 | 2.9 | 2.0 | 1.9 | 2.3 | 2.8 | 4.1 | 4.4 | 5.1 | 5.6 | 5.5 | 4.8 | 6.0 | 5.5 | 7.0 | 7.4 | 4.5 | 5.5 |
| 22 | 7.7 | 8.8 | 8.5 | 9.6 | 9.3 | 8.1 | 8.6 | 7.3 | 5.2 | 3.8 | 3.5 | 4.2 | 5.4 | 5.6 | 5.5 | 5.9 | 6.2 | 6.4 | 7.8 | 8.1 | 9.8 | 10.8 | 9.5 | 9.3 | 7.3 |
| 23 | 8.2 | 7.1 | 8.2 | 7.4 | 8.8 | 9.8 | 9.2 | 6.7 | 6.6 | 3.9 | 2.3 | 3.3 | 2.7 | 3.7 | 5.5 | 6.7 | 5.2 | 6.1 | 7.6 | 9.0 | 12.3 | 9.7 | 12.2 | 14.5 | 7.4 |
| 24 | 12.4 | 10.1 | 11.3 | 11.5 | 13.2 | 10.9 | 9.1 | 8.7 | 7.8 | 10.8 | 11.8 | 12.3 | 13.1 | 13.3 | 13.2 | 10.4 | 12.1 | 10.6 | 13.6 | 10.4 | 11.5 | 12.8 | 12.3 | 12.8 | 11.5 |
| 25 | 10.8 | 10.3 | 11.1 | 11.6 | 11.1 | 8.6 | 8.4 | 7.9 | 6.1 | 7.5 | 7.3 | 7.1 | 5.7 | 4.8 | 5.6 | 4.5 | 4.6 | 4.8 | 6.9 | 6.5 | 6.2 | 7.0 | 5.9 | 4.1 | 7.3 |
| 26 | 6.5 | 6.1 | 6.8 | 8.5 | 8.3 | 7.1 | 5.2 | 4.3 | 4.3 | 7.6 | 8.2 | 7.2 | 8.9 | 8.4 | 7.4 | 7.4 | 8.1 | 8.3 | 8.9 | 7.9 | 8.4 | 8.0 | 6.3 | 7.1 | 7.3 |
| 27 | 8.5 | 9.5 | 9.1 | 9.0 | 9.3 | 9.5 | 8.2 | 7.4 | 8.2 | 12.9 | 16.0 | 14.2 | 13.6 | 12.8 | 12.7 | 12.5 | 10.0 | 7.6 | 7.2 | 8.5 | 7.5 | 6.2 | 6.7 | 8.5 | 9.8 |
| 28 | 8.9 | 7.1 | 7.4 | 8.4 | 8.0 | 8.3 | 8.4 | 8.2 | 9.7 | 11.5 | 12.6 | 12.8 | 13.3 | 13.2 | 13.0 | 14.8 | 14.4 | 12.8 | 11.3 | 8.8 | 6.8 | 7.2 | 8.9 | 10.8 | 10.3 |
| 29 | 11.0 | 9.7 | 8.6 | 8.9 | 8.6 | 9.8 | 9.2 | 9.8 | 10.8 | 12.4 | 13.2 | 12.9 | 14.2 | 15.5 | 15.0 | 16.0 | 12.3 | 11.7 | 11.1 | 12.7 | 8.0 | 7.1 | 9.3 | 10.0 | 11.2 |
| 30 | 10.5 | 9.6 | 10.6 | 10.9 | 10.6 | 8.3 | 7.2 | 7.1 | 5.2 | 8.2 | 9.1 | 10.8 | 11.1 | 10.6 | 10.1 | 10.1 | 9.3 | 7.9 | 8.7 | 9.1 | 9.1 | 8.6 | 9.3 | 9.6 | 9.2 |
| 31 | 8.4 | 8.9 | 8.9 | 10.7 | 10.8 | 10.2 | 10.8 | 9.3 | 7.8 | 8.7 | 6.4 | 4.5 | 4.5 | 4.1 | 3.0 | 1.9 | 2.9 | 3.2 | 3.8 | 6.5 | 9.3 | 10.1 | 7.9 | 7.0 | 7.1 |
| AVG | 7.7 | 7.6 | 7.6 | 7.4 | 7.6 | 7.3 | 6.9 | 6.9 | 6.5 | 6.9 | 7.4 | 7.4 | 7.5 | 7.5 | 7.7 | 7.6 | 7.5 | 7.4 | 7.5 | 7.9 | 7.9 | 7.5 | 7.2 | 7.5 | 7.4 |



January 2013

Wind Rose Ch 3, 8

SITE 0001

NMSU ASC at Clovis

Site Information:

Project: wind monitoring

Location: clovis nm

Elevation: 50

Anemometer on channel 3:

wind spd3 40m m/s

Height: 40 m

Serial #: SN:

Vane on channel 8:

Wind Dir 2 40m

Height: 40 m


Serial #: SN:

Outer Numbers are Average TIs for speeds greater than 4.5 m/s

Inner Circle = 0%

Outer Circle = 30%

 Percent of Total Wind Energy

 Percent of Total Time

Site Information:

Project: wind monitoring
Location: clovis nm
Elevation: 50

Sensor on channel 4:

wind spd4 30m m/s
Height: 30 m
Serial #: SN:

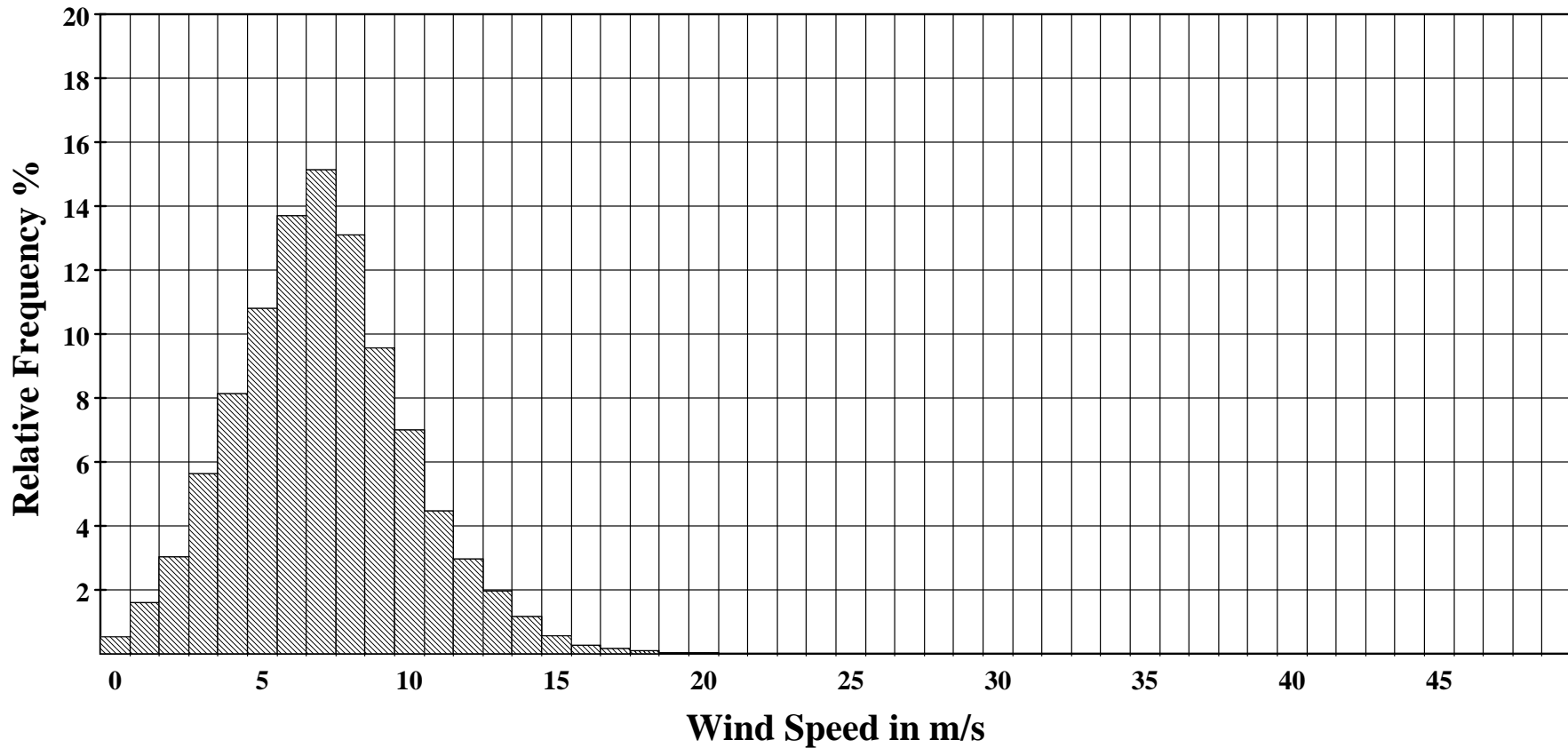
January 2013

Frequency Distribution Ch 4

SITE 0001

NMSU ASC at Clovis

Frequency Distribution



Site Information:

Project: wind monitoring
Location: clovis nm
Elevation: 50

Sensor on channel 4:

wind spd4 30m m/s
Height: 30 m
Serial #: SN:

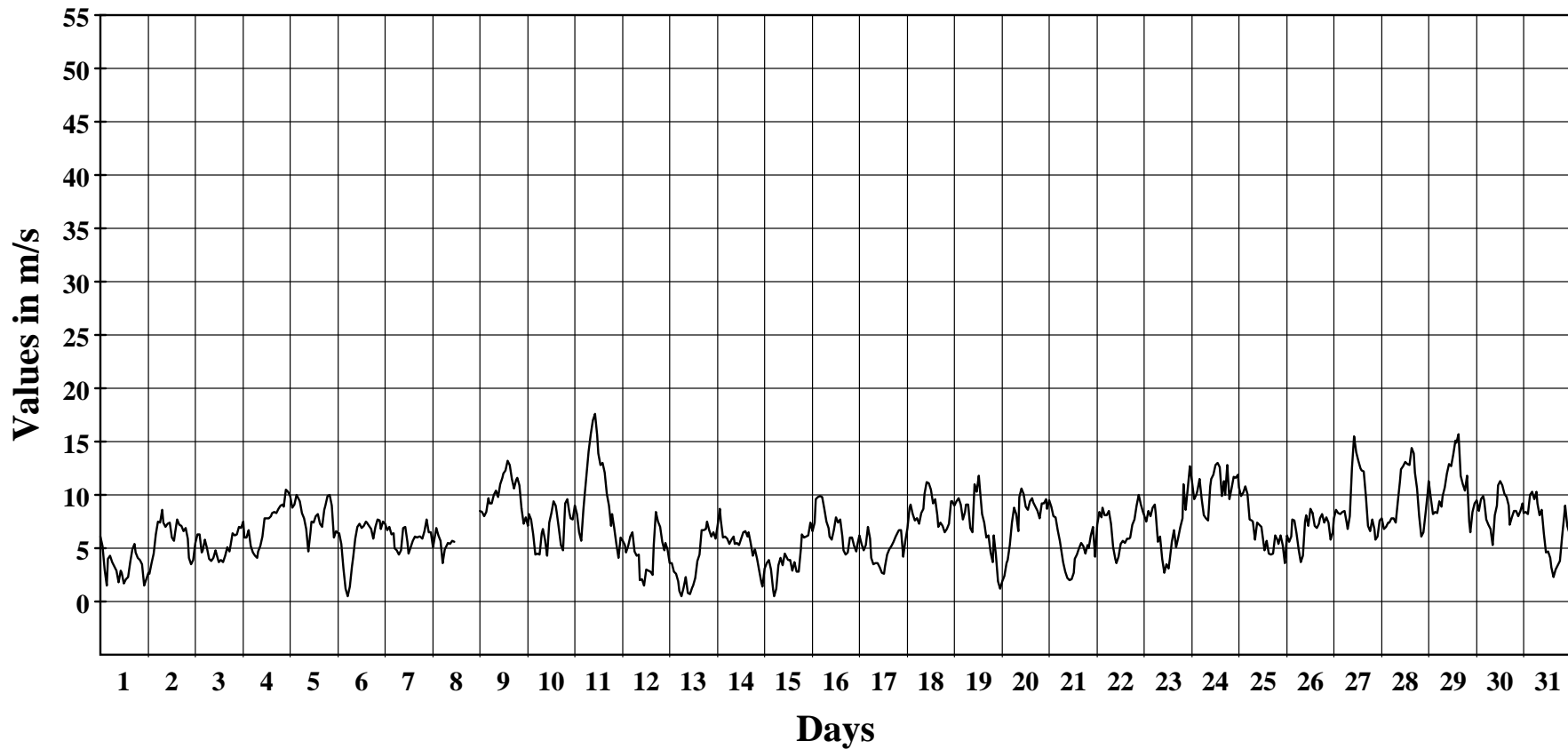
January 2013

Hourly Averages Graph Ch 4

SITE 0001

NMSU ASC at Clovis

Average Hourly Values



Average Value: 7.0

Site Information:

Project: wind monitoring

Location: clovis nm

Elevation: 50

Sensor on channel 4:

wind spd4 30m m/s

Height: 30 m Units: m/s

Serial #: SN:

January 2013**Hourly Averages Table Ch 4**

SITE 0001

NMSU ASC at Clovis

| Day | Hour | | | | | | | | | | | | | | | | | | | | | | | AVG | |
|-----|------|-----|------|------|------|-----|------|------|------|------|------|------|------|------|------|------|------|------|------|------|------|------|------|------|------|
| | 0 | 1 | 2 | 3 | 4 | 5 | 6 | 7 | 8 | 9 | 10 | 11 | 12 | 13 | 14 | 15 | 16 | 17 | 18 | 19 | 20 | 21 | 22 | | 23 |
| 1 | 6.1 | 5.2 | 3.0 | 1.5 | 4.0 | 4.3 | 3.7 | 3.3 | 2.9 | 1.8 | 2.9 | 2.7 | 1.7 | 2.1 | 2.3 | 3.7 | 4.9 | 5.4 | 4.6 | 4.1 | 3.9 | 3.5 | 1.5 | 2.1 | 3.4 |
| 2 | 2.7 | 2.6 | 3.6 | 4.5 | 6.3 | 7.5 | 7.4 | 8.6 | 7.4 | 7.0 | 7.3 | 7.4 | 6.0 | 5.7 | 6.4 | 7.7 | 7.2 | 7.1 | 6.6 | 6.9 | 5.9 | 4.1 | 3.5 | 3.9 | 6.0 |
| 3 | 5.5 | 6.3 | 6.3 | 4.6 | 4.8 | 5.8 | 5.0 | 4.0 | 3.8 | 4.1 | 4.8 | 4.4 | 3.7 | 3.9 | 3.7 | 4.3 | 5.1 | 4.7 | 5.2 | 6.4 | 6.2 | 6.3 | 7.0 | 6.9 | 5.1 |
| 4 | 7.5 | 6.0 | 6.0 | 6.7 | 5.2 | 4.6 | 4.3 | 4.1 | 4.7 | 5.2 | 6.1 | 7.8 | 7.8 | 7.8 | 8.0 | 8.3 | 8.4 | 8.3 | 8.7 | 9.0 | 9.1 | 8.9 | 10.5 | 10.3 | 7.2 |
| 5 | 9.9 | 8.8 | 9.1 | 10.0 | 9.8 | 9.4 | 8.3 | 7.8 | 6.8 | 4.7 | 6.5 | 7.5 | 7.4 | 8.0 | 8.2 | 7.3 | 7.0 | 8.6 | 9.0 | 9.9 | 10.0 | 9.0 | 6.0 | 6.6 | 8.2 |
| 6 | 6.4 | 6.4 | 5.4 | 3.1 | 1.2 | 0.5 | 1.4 | 3.3 | 4.1 | 5.9 | 7.0 | 7.3 | 6.9 | 7.1 | 7.5 | 7.4 | 7.1 | 6.8 | 5.9 | 7.0 | 7.7 | 7.6 | 6.8 | 7.5 | 5.7 |
| 7 | 7.3 | 6.7 | 7.0 | 6.3 | 6.4 | 5.0 | 4.8 | 4.4 | 4.8 | 6.9 | 7.0 | 5.6 | 4.5 | 5.1 | 5.7 | 6.1 | 6.0 | 6.1 | 6.1 | 5.9 | 6.6 | 7.7 | 6.5 | 6.5 | 6.0 |
| 8 | 5.1 | 5.7 | 6.9 | 6.2 | 5.7 | 3.6 | 4.9 | 5.3 | 5.5 | 5.4 | 5.7 | 5.6 | * | * | * | * | * | * | * | * | * | * | * | * | 5.5 |
| 9 | 8.5 | 8.4 | 8.0 | 8.4 | 9.7 | 9.2 | 9.2 | 10.0 | 10.4 | 9.8 | 11.0 | 11.6 | 12.0 | 12.3 | 13.2 | 12.8 | 11.5 | 10.6 | 11.4 | 11.6 | 10.9 | 8.7 | 7.3 | 7.9 | 10.2 |
| 10 | 7.1 | 8.2 | 7.7 | 6.3 | 4.4 | 4.5 | 4.4 | 6.4 | 6.8 | 5.8 | 4.3 | 7.4 | 8.3 | 9.4 | 9.0 | 8.4 | 6.9 | 5.3 | 4.8 | 9.2 | 9.6 | 8.3 | 7.8 | 7.7 | 7.0 |
| 11 | 9.0 | 8.2 | 6.5 | 5.7 | 8.6 | 9.7 | 11.9 | 14.1 | 15.7 | 17.0 | 17.6 | 15.6 | 13.9 | 12.8 | 13.0 | 12.1 | 10.1 | 9.0 | 7.1 | 8.2 | 6.9 | 5.4 | 4.1 | 6.0 | 10.3 |
| 12 | 5.7 | 5.3 | 4.6 | 5.2 | 6.1 | 6.5 | 4.7 | 4.3 | 4.4 | 2.0 | 2.1 | 1.5 | 3.0 | 2.9 | 2.8 | 2.5 | 5.3 | 8.4 | 7.5 | 7.0 | 5.6 | 4.8 | 5.5 | 4.9 | 4.7 |
| 13 | 3.6 | 3.6 | 2.8 | 2.6 | 1.9 | 1.0 | 0.5 | 1.3 | 2.3 | 0.8 | 0.7 | 1.3 | 1.5 | 2.3 | 3.8 | 4.4 | 6.7 | 6.7 | 6.8 | 7.5 | 6.7 | 6.1 | 6.5 | 5.9 | 3.6 |
| 14 | 7.2 | 8.7 | 7.6 | 6.0 | 6.1 | 5.9 | 5.4 | 5.8 | 6.1 | 5.4 | 5.5 | 5.3 | 5.9 | 6.5 | 6.6 | 6.1 | 6.5 | 5.5 | 4.3 | 4.9 | 4.0 | 2.9 | 1.8 | 1.4 | 5.5 |
| 15 | 3.1 | 3.6 | 3.9 | 3.0 | 1.1 | 0.5 | 1.2 | 3.4 | 4.1 | 3.4 | 4.5 | 4.1 | 3.9 | 3.9 | 2.9 | 3.7 | 2.8 | 2.8 | 4.9 | 6.3 | 6.0 | 6.1 | 6.2 | 7.4 | 3.9 |
| 16 | 6.6 | 7.4 | 9.6 | 9.8 | 9.9 | 9.8 | 8.7 | 7.5 | 6.9 | 6.1 | 5.8 | 6.7 | 7.9 | 7.4 | 7.7 | 6.1 | 4.8 | 4.4 | 4.6 | 6.0 | 6.0 | 5.2 | 4.7 | 5.3 | 6.9 |
| 17 | 6.2 | 5.4 | 4.8 | 5.3 | 7.0 | 5.9 | 4.1 | 3.5 | 3.6 | 3.6 | 3.2 | 2.7 | 2.6 | 3.3 | 4.4 | 4.9 | 5.2 | 5.6 | 6.1 | 6.5 | 6.7 | 6.7 | 4.3 | 5.7 | 4.9 |
| 18 | 6.9 | 8.8 | 9.1 | 8.2 | 7.6 | 7.8 | 7.3 | 8.3 | 8.7 | 10.1 | 11.2 | 11.1 | 10.5 | 9.2 | 9.6 | 8.1 | 7.0 | 7.4 | 7.1 | 6.5 | 6.8 | 7.3 | 9.4 | 9.4 | 8.5 |
| 19 | 9.0 | 9.4 | 9.7 | 9.1 | 7.7 | 8.4 | 9.1 | 9.1 | 6.9 | 6.5 | 11.0 | 10.3 | 11.8 | 10.5 | 8.2 | 7.4 | 6.0 | 6.2 | 4.6 | 3.7 | 6.2 | 4.4 | 1.9 | 1.2 | 7.4 |
| 20 | 1.9 | 2.4 | 3.6 | 3.9 | 5.3 | 7.4 | 8.8 | 8.2 | 6.6 | 9.8 | 10.6 | 10.1 | 8.9 | 8.6 | 9.4 | 9.7 | 9.3 | 8.9 | 8.5 | 7.8 | 9.2 | 9.2 | 9.6 | 8.7 | 7.8 |
| 21 | 9.5 | 8.9 | 8.0 | 7.9 | 6.7 | 5.7 | 5.0 | 3.7 | 2.8 | 2.2 | 2.0 | 2.1 | 2.7 | 4.0 | 4.4 | 5.0 | 5.5 | 5.3 | 4.5 | 5.3 | 5.0 | 6.2 | 7.0 | 4.2 | 5.1 |
| 22 | 7.2 | 8.4 | 7.9 | 8.8 | 8.1 | 8.1 | 8.5 | 7.3 | 5.1 | 4.0 | 3.6 | 4.2 | 5.4 | 5.7 | 5.5 | 5.9 | 5.9 | 6.0 | 7.2 | 7.7 | 9.0 | 10.0 | 9.1 | 8.4 | 7.0 |
| 23 | 8.1 | 7.5 | 8.5 | 8.0 | 8.8 | 9.1 | 8.3 | 5.6 | 6.1 | 4.0 | 2.7 | 3.5 | 3.1 | 3.9 | 5.6 | 6.7 | 5.1 | 6.0 | 7.0 | 7.8 | 11.0 | 8.6 | 10.6 | 12.7 | 7.0 |
| 24 | 11.2 | 9.6 | 10.0 | 10.4 | 11.5 | 9.6 | 8.1 | 7.8 | 7.6 | 10.8 | 11.5 | 11.9 | 12.8 | 13.0 | 12.6 | 9.9 | 11.3 | 10.0 | 12.8 | 9.6 | 10.6 | 11.7 | 11.6 | 11.9 | 10.7 |
| 25 | 10.7 | 9.9 | 10.2 | 10.8 | 10.1 | 7.7 | 7.6 | 7.5 | 5.8 | 7.4 | 7.2 | 7.0 | 5.5 | 4.8 | 5.7 | 4.5 | 4.4 | 4.5 | 6.2 | 5.8 | 5.4 | 6.2 | 5.3 | 3.6 | 6.8 |
| 26 | 6.2 | 5.6 | 6.1 | 7.7 | 7.6 | 6.4 | 4.9 | 3.7 | 4.3 | 7.5 | 8.1 | 7.1 | 8.7 | 8.3 | 7.1 | 6.9 | 7.3 | 7.8 | 8.2 | 7.4 | 7.9 | 7.4 | 5.8 | 6.5 | 6.8 |
| 27 | 7.8 | 8.6 | 8.3 | 8.2 | 8.4 | 8.5 | 7.4 | 6.8 | 8.0 | 12.5 | 15.5 | 14.0 | 13.2 | 12.5 | 12.3 | 12.2 | 9.9 | 7.1 | 6.6 | 7.7 | 6.8 | 5.8 | 6.1 | 7.6 | 9.2 |
| 28 | 7.8 | 6.8 | 7.0 | 7.4 | 7.4 | 7.8 | 7.8 | 7.4 | 9.4 | 11.3 | 12.4 | 12.7 | 13.1 | 12.9 | 12.8 | 14.4 | 13.9 | 12.1 | 10.6 | 8.0 | 6.1 | 6.5 | 8.3 | 10.2 | 9.8 |
| 29 | 11.3 | 9.7 | 8.2 | 8.4 | 8.3 | 9.4 | 8.9 | 9.9 | 10.7 | 12.0 | 12.9 | 12.7 | 13.8 | 15.1 | 14.9 | 15.7 | 11.8 | 11.0 | 10.4 | 11.8 | 7.5 | 6.5 | 8.4 | 9.2 | 10.8 |
| 30 | 9.5 | 8.5 | 9.6 | 9.9 | 9.5 | 7.7 | 7.2 | 6.8 | 5.3 | 8.1 | 9.0 | 10.9 | 11.3 | 10.9 | 10.1 | 9.8 | 9.0 | 7.2 | 7.9 | 8.5 | 8.5 | 8.0 | 8.5 | 9.2 | 8.8 |
| 31 | 8.3 | 8.4 | 8.3 | 10.0 | 10.3 | 9.6 | 10.3 | 9.2 | 8.1 | 8.6 | 6.4 | 4.6 | 4.7 | 4.1 | 3.2 | 2.3 | 3.0 | 3.4 | 3.8 | 6.0 | 8.0 | 9.0 | 7.1 | 6.4 | 6.8 |
| AVG | 7.2 | 7.1 | 7.0 | 6.9 | 7.0 | 6.7 | 6.4 | 6.4 | 6.3 | 6.8 | 7.3 | 7.3 | 7.4 | 7.5 | 7.6 | 7.5 | 7.2 | 6.9 | 7.0 | 7.3 | 7.3 | 6.9 | 6.6 | 6.8 | 7.0 |

Site Information:

Project: wind monitoring
Location: clovis nm
Elevation: 50

Sensor on channel 9:

amb temp C°
Height: m
Serial #: SN:

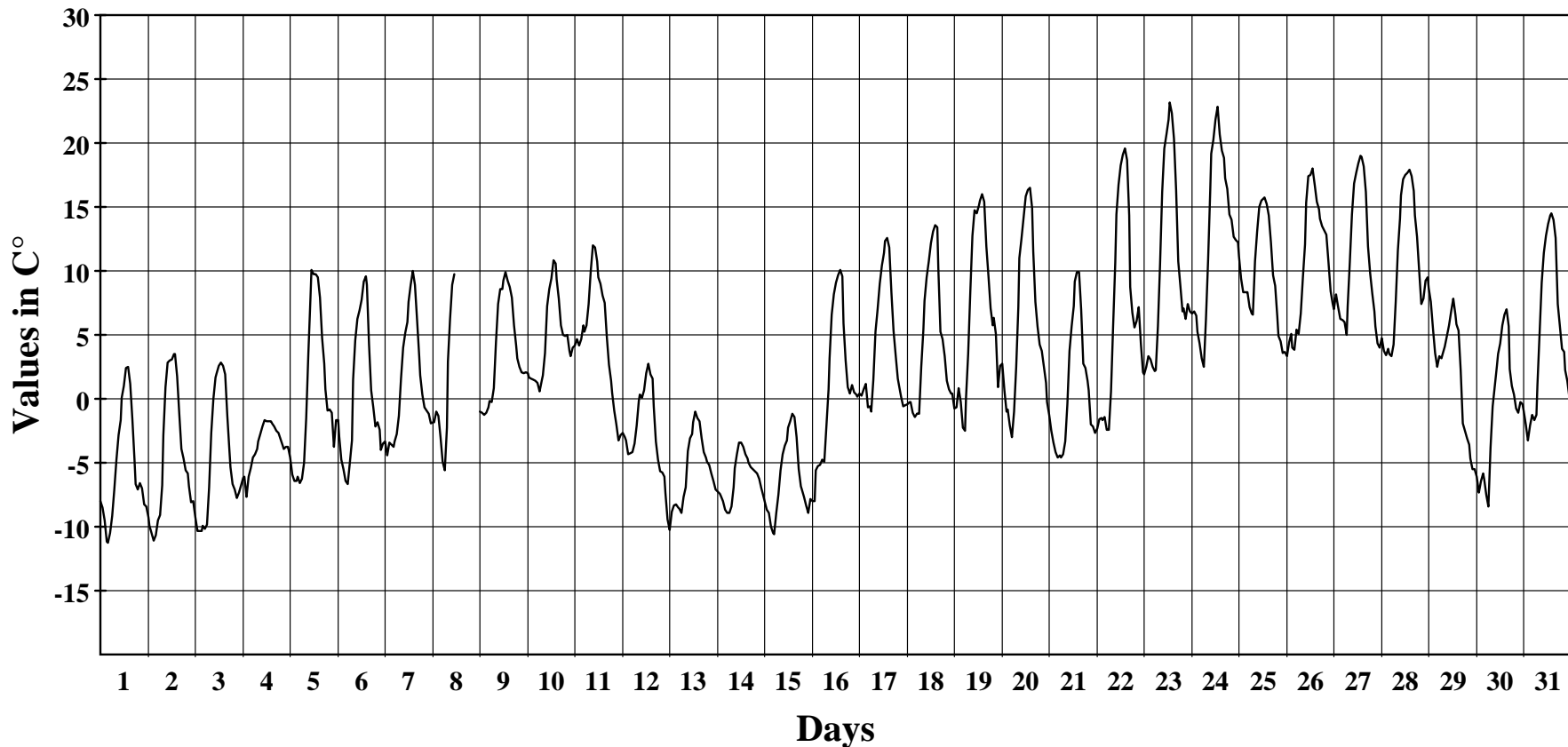
January 2013

Hourly Averages Graph Ch 9

SITE 0001

NMSU ASC at Clovis

Average Hourly Values



Average Value: 2.6

Site Information:

Project: wind monitoring

Location: clovis nm

Elevation: 50

Sensor on channel 9:

amb temp C°

Height: m Units: C°

Serial #: SN:

January 2013**Hourly Averages Table Ch 9**

SITE 0001

NMSU ASC at Clovis

| Day | Hour | | | | | | | | | | | | | | | | | | | | | | | AVG | |
|-----|-------|-------|-------|-------|-------|-------|------|------|------|------|------|------|------|------|------|------|------|------|------|------|------|------|------|------|------|
| | 0 | 1 | 2 | 3 | 4 | 5 | 6 | 7 | 8 | 9 | 10 | 11 | 12 | 13 | 14 | 15 | 16 | 17 | 18 | 19 | 20 | 21 | 22 | | 23 |
| 1 | -8.0 | -8.5 | -9.5 | -11.2 | -11.3 | -10.5 | -9.2 | -7.0 | -4.8 | -2.8 | -1.6 | 0.1 | 1.0 | 2.4 | 2.5 | 1.2 | -1.6 | -4.8 | -6.6 | -7.1 | -6.6 | -7.0 | -8.2 | -8.4 | -5.3 |
| 2 | -9.2 | -9.9 | -10.5 | -11.1 | -10.6 | -9.5 | -9.1 | -6.7 | -2.8 | 0.9 | 2.8 | 3.0 | 3.0 | 3.5 | 3.5 | 1.8 | -1.2 | -3.9 | -4.7 | -5.6 | -5.8 | -6.9 | -8.1 | -8.0 | -4.4 |
| 3 | -9.2 | -10.4 | -10.3 | -10.3 | -9.9 | -10.2 | -9.8 | -6.9 | -2.6 | 0.0 | 1.7 | 2.0 | 2.6 | 2.8 | 2.6 | 1.9 | -1.3 | -4.0 | -5.4 | -6.7 | -7.1 | -7.8 | -7.3 | -6.8 | -4.7 |
| 4 | -6.2 | -6.1 | -7.7 | -6.1 | -5.4 | -4.6 | -4.3 | -3.9 | -3.3 | -2.8 | -2.2 | -1.6 | -1.7 | -1.7 | -1.8 | -1.9 | -2.2 | -2.5 | -2.7 | -3.1 | -3.6 | -3.9 | -3.8 | -3.8 | -3.6 |
| 5 | -4.6 | -5.9 | -6.4 | -6.4 | -6.1 | -6.6 | -6.3 | -5.0 | -1.5 | 3.5 | 7.9 | 10.1 | 9.7 | 9.7 | 9.5 | 7.9 | 4.7 | 2.7 | 0.7 | -0.9 | -0.8 | -1.1 | -3.8 | -1.7 | 0.4 |
| 6 | -1.7 | -2.9 | -4.8 | -5.5 | -6.4 | -6.7 | -5.0 | -3.3 | 1.5 | 4.6 | 6.2 | 6.9 | 7.7 | 9.2 | 9.6 | 8.9 | 4.2 | 0.7 | -0.7 | -2.2 | -1.9 | -2.4 | -4.0 | -3.5 | 0.4 |
| 7 | -3.4 | -4.4 | -3.5 | -3.6 | -3.8 | -3.3 | -2.8 | -1.3 | 1.6 | 4.0 | 5.2 | 6.0 | 7.6 | 8.9 | 10.0 | 8.9 | 6.2 | 3.3 | 1.9 | 0.3 | -0.7 | -0.9 | -1.1 | -1.9 | 1.4 |
| 8 | -1.8 | -1.8 | -1.0 | -1.3 | -3.0 | -4.9 | -5.6 | -2.3 | 2.9 | 6.3 | 9.0 | 9.7 | * | * | * | * | * | * | * | * | * | * | * | * | 0.5 |
| 9 | -1.0 | -1.1 | -1.2 | -1.1 | -0.7 | -0.2 | -0.2 | 0.9 | 4.4 | 7.4 | 8.6 | 8.6 | 9.2 | 9.9 | 9.3 | 8.8 | 7.9 | 5.7 | 4.2 | 3.2 | 2.5 | 2.1 | 2.0 | 2.1 | 3.8 |
| 10 | 2.0 | 1.7 | 1.6 | 1.5 | 1.4 | 1.2 | 0.6 | 1.4 | 1.8 | 3.6 | 7.2 | 8.6 | 9.4 | 10.8 | 10.6 | 9.4 | 7.8 | 5.8 | 5.0 | 4.9 | 5.0 | 3.7 | 3.3 | 4.0 | 4.7 |
| 11 | 4.1 | 4.7 | 4.1 | 4.7 | 5.8 | 5.3 | 5.7 | 7.4 | 10.0 | 12.0 | 11.9 | 10.8 | 9.5 | 9.0 | 8.1 | 7.5 | 4.8 | 2.7 | 1.4 | 0.5 | -0.9 | -2.0 | -3.3 | -2.9 | 5.0 |
| 12 | -2.7 | -3.0 | -3.2 | -4.3 | -4.3 | -4.2 | -3.5 | -2.1 | -0.2 | 0.3 | 0.1 | 0.6 | 2.0 | 2.7 | 1.9 | 1.6 | -0.6 | -3.3 | -4.8 | -5.7 | -5.8 | -6.1 | -7.3 | -9.4 | -2.5 |
| 13 | -10.3 | -8.8 | -8.4 | -8.2 | -8.5 | -8.6 | -8.9 | -7.7 | -6.9 | -4.1 | -3.1 | -2.8 | -1.9 | -1.0 | -1.5 | -1.7 | -3.1 | -4.1 | -4.6 | -4.9 | -5.1 | -5.9 | -6.4 | -7.1 | -5.6 |
| 14 | -7.2 | -7.4 | -7.6 | -8.0 | -8.7 | -8.9 | -8.9 | -8.4 | -6.9 | -5.4 | -4.4 | -3.4 | -3.4 | -3.8 | -4.3 | -4.7 | -5.0 | -5.3 | -5.5 | -5.7 | -5.8 | -6.2 | -7.0 | -7.3 | -6.2 |
| 15 | -8.0 | -8.7 | -8.9 | -10.0 | -10.5 | -10.6 | -8.9 | -7.5 | -5.6 | -4.4 | -3.7 | -3.3 | -2.3 | -1.7 | -1.1 | -1.4 | -3.0 | -5.5 | -6.8 | -7.0 | -7.7 | -8.4 | -8.9 | -7.9 | -6.3 |
| 16 | -8.0 | -8.0 | -5.6 | -5.2 | -5.2 | -4.7 | -4.9 | -2.1 | 0.8 | 3.2 | 6.6 | 8.2 | 9.0 | 9.6 | 10.1 | 9.6 | 5.9 | 3.0 | 0.9 | 0.4 | 1.1 | 0.5 | 0.3 | 0.2 | 1.1 |
| 17 | 0.4 | 0.3 | 0.7 | 1.2 | -0.6 | -0.6 | -1.0 | 1.5 | 5.3 | 7.0 | 9.0 | 10.4 | 11.4 | 12.3 | 12.6 | 11.8 | 8.4 | 5.3 | 3.4 | 1.6 | 1.1 | 0.1 | -0.6 | -0.5 | 4.2 |
| 18 | -0.4 | -0.2 | -0.3 | -1.1 | -1.4 | -1.2 | -1.2 | 2.5 | 5.4 | 7.6 | 9.5 | 10.7 | 12.2 | 13.1 | 13.6 | 13.4 | 10.3 | 5.2 | 4.6 | 3.3 | 1.4 | 0.7 | 0.4 | 0.4 | 4.5 |
| 19 | -0.8 | -0.7 | 0.9 | -0.3 | -2.2 | -2.5 | 0.1 | 3.5 | 8.3 | 12.7 | 14.7 | 14.5 | 15.1 | 15.5 | 16.0 | 15.4 | 11.9 | 9.6 | 7.1 | 5.8 | 6.4 | 5.1 | 0.9 | 2.6 | 6.6 |
| 20 | 2.7 | 0.7 | -1.0 | -0.8 | -2.1 | -3.0 | -1.0 | 2.5 | 7.2 | 11.0 | 12.5 | 14.1 | 15.9 | 16.4 | 16.5 | 15.0 | 11.5 | 7.6 | 5.7 | 4.2 | 3.7 | 2.5 | 1.3 | -0.3 | 6.0 |
| 21 | -1.3 | -2.5 | -3.4 | -4.2 | -4.6 | -4.4 | -4.6 | -4.3 | -3.3 | -0.4 | 3.8 | 5.7 | 7.3 | 9.1 | 9.9 | 9.9 | 7.0 | 2.7 | 2.4 | 1.4 | 0.7 | -2.0 | -2.1 | -2.7 | 0.8 |
| 22 | -2.3 | -1.6 | -1.5 | -1.7 | -1.5 | -2.4 | -2.4 | 0.6 | 5.8 | 10.7 | 14.4 | 16.7 | 18.3 | 19.1 | 19.6 | 18.7 | 14.3 | 8.7 | 6.8 | 5.6 | 6.1 | 7.1 | 4.3 | 2.0 | 6.9 |
| 23 | 1.9 | 2.5 | 3.3 | 3.1 | 2.5 | 2.2 | 2.3 | 5.6 | 10.5 | 16.2 | 19.6 | 20.7 | 21.8 | 23.2 | 22.4 | 20.3 | 16.3 | 10.8 | 8.8 | 6.8 | 7.1 | 6.3 | 7.4 | 6.8 | 10.3 |
| 24 | 6.7 | 6.8 | 6.5 | 5.3 | 4.4 | 3.2 | 2.5 | 6.2 | 10.8 | 16.2 | 19.1 | 20.3 | 21.8 | 22.8 | 20.6 | 19.4 | 18.8 | 17.3 | 16.4 | 14.4 | 14.0 | 12.7 | 12.4 | 12.3 | 13.0 |
| 25 | 11.2 | 9.4 | 8.3 | 8.3 | 8.3 | 7.2 | 6.7 | 6.6 | 10.7 | 13.1 | 15.0 | 15.5 | 15.7 | 15.7 | 15.3 | 14.3 | 12.3 | 9.6 | 8.8 | 6.4 | 4.9 | 4.5 | 3.6 | 3.6 | 9.8 |
| 26 | 3.4 | 4.4 | 5.1 | 4.0 | 3.8 | 5.4 | 5.0 | 6.7 | 9.5 | 12.1 | 15.4 | 17.4 | 17.5 | 18.0 | 16.7 | 15.4 | 14.9 | 14.1 | 13.5 | 13.1 | 12.8 | 10.6 | 8.4 | 7.4 | 10.6 |
| 27 | 7.0 | 8.2 | 7.2 | 6.3 | 6.2 | 6.0 | 5.0 | 7.3 | 10.7 | 14.4 | 16.8 | 17.6 | 18.4 | 19.0 | 18.9 | 18.2 | 16.2 | 11.9 | 9.8 | 8.3 | 6.8 | 5.7 | 4.4 | 4.0 | 10.6 |
| 28 | 4.7 | 3.8 | 3.4 | 3.9 | 3.5 | 3.3 | 4.2 | 7.6 | 11.6 | 14.1 | 15.9 | 17.2 | 17.5 | 17.7 | 18.0 | 17.4 | 16.2 | 14.3 | 12.7 | 10.0 | 7.4 | 7.8 | 9.3 | 9.5 | 10.5 |
| 29 | 8.7 | 7.6 | 5.5 | 3.6 | 2.5 | 3.3 | 3.2 | 3.5 | 4.1 | 4.9 | 5.8 | 6.8 | 7.9 | 6.6 | 5.9 | 5.4 | 2.2 | -1.9 | -2.5 | -3.1 | -3.6 | -4.7 | -5.5 | -5.5 | 2.5 |
| 30 | -6.1 | -7.3 | -6.4 | -5.9 | -6.3 | -7.5 | -8.4 | -3.9 | -0.6 | 1.0 | 2.6 | 3.5 | 4.4 | 5.8 | 6.6 | 7.0 | 5.7 | 2.3 | 1.0 | 0.3 | -0.7 | -1.1 | -0.2 | -0.5 | -0.6 |
| 31 | -0.9 | -2.0 | -3.3 | -2.1 | -1.2 | -1.7 | -1.3 | 1.1 | 5.1 | 9.1 | 11.4 | 12.7 | 13.7 | 14.4 | 14.5 | 14.0 | 12.6 | 7.4 | 5.7 | 3.9 | 3.7 | 2.3 | 1.4 | 0.1 | 5.0 |
| AVG | -1.3 | -1.7 | -1.9 | -2.1 | -2.4 | -2.6 | -2.3 | -0.2 | 2.9 | 5.7 | 7.7 | 8.6 | 9.3 | 10.0 | 9.9 | 9.1 | 6.7 | 3.9 | 2.5 | 1.4 | 1.0 | 0.2 | -0.6 | -0.8 | 2.6 |

**Energy production estimated for January 2013 at
the Agricultural Science Center at Clovis**

| Wind Speed (m/s) | # of hours at given wind speed | Power Curve ¹ (kW) | Energy Production (kWh) |
|---|-----------------------------------|----------------------------------|----------------------------|
| 0 | 0 | 0 | 0 |
| 1 | 7 | 0 | 0 |
| 2 | 17 | 0 | 0 |
| 3 | 29 | 12 | 358 |
| 4 | 44 | 77 | 3,407 |
| 5 | 59 | 150 | 8,907 |
| 6 | 72 | 288 | 20,622 |
| 7 | 72 | 457 | 33,021 |
| 8 | 89 | 682 | 60,813 |
| 9 | 88 | 971 | 84,937 |
| 10 | 72 | 1,234 | 89,227 |
| 11 | 59 | 1,470 | 86,272 |
| 12 | 52 | 1,500 | 77,550 |
| 13 | 32 | 1,500 | 48,450 |
| 14 | 20 | 1,500 | 30,000 |
| 15 | 8 | 1,500 | 11,700 |
| 16 | 7 | 1,500 | 10,050 |
| 17 | 3 | 1,500 | 4,050 |
| 18 | 1 | 1,500 | 1,800 |
| 19 | 1 | 1,500 | 1,200 |
| 20 | 1 | 1,500 | 750 |
| Total | 732 | | 573,114 |
| January 2013 Monthly Capacity Factor | | | 52.20% |

These results are only estimates, therefore should not be considered as a feasibility analysis nor be intended as a wind farm development analysis.

¹ Power Curve approximated for a GE 1.5 MW Wind Turbine @ 65 m hub height.